


2023

Local Government Ordinary Elections Statewide Report



WESTERN AUSTRALIAN
Electoral Commission

Table of contents

Foreword
Introduction
WAEC Values
2023 Local Government Service Charter
Key events
Returning Officers and Staff
Communications
Stakeholder Engagement
Electoral Rolls
Nominations
Complaints
Stakeholder Feedback Surveys
Processing Election Packages
Optional Preferential Voting
Results
Candidate Statistics
Participation
Mail
Costs
Future Directions
Appendices
Appendix 1 – Enrolment and Voter Participation
Appendix 2 – 2023 LG Postal Election Timeline
Appendix 3 – 2023 LG In Person Election Timeline
Appendix 4 – 2023 Returning Officers
Appendix 5 – LGE Customer Service Charter
Appendix 6 – Replacement and Provisional Votes Issued
Appendix 7 – Reasons for Rejection of Voter Packages
Appendix 8 – Election Results (Postal Elections)
Appendix 9 – Election Results (in person elections)
Appendix 10 – Referendum Results
Appendix 11 – Comparative Statistics for Postal Elections 2019, 2021 and 2023
Appendix 12 – Electors and Voter Participation by Age
Appendix 13 – Electors and Voter Participation by Age and Gender
Appendix 14 – Late Mail
Appendix 15 – Unclaimed Mail

Foreword

Local Government elections continued to be a major event for the Western Australian Electoral Commission (the Commission) with a record 124 Local Governments engaging the Commission to conduct their elections on Saturday October 21, 2023. The Commission was therefore responsible for a majority of local governments (124 out of 139 in the State) and the majority of electors in Western Australia. The Commission also supported the remaining 15 local government elections with the loan of counting software where it was required.

Under the *Local Government Act 1995* (the Act) the Commission is responsible for the conduct of all local government elections which are run as postal ballots. Councils which choose to run their election as an in-person election may enter into an agreement with the Electoral Commissioner to conduct those elections. The Commission is willing to support these in-person elections in some areas where the small and dispersed population makes postal voting difficult or ineffective. For some metropolitan local governments who insisted on in-person elections they are resource intensive exercises for the Commission adding extra difficulties during an already busy time. In the Commission's opinion they also deliver disappointing elector turnout figures, when compared to postal voting.

Local Governments in Western Australia choose the Commission to conduct their Ordinary and Extraordinary elections given the Commission's reputation for accountability, impartiality, transparency, and integrity. The Commission is confident in providing excellent service, value, and expertise, and continues to work to enhance and improve all aspects of our operations. The Commission welcomes feedback before, during and after election events, through formal and informal channels.

Legislative reform through the *Local Government Amendment Act 2023* which passed the Western Australian Parliament in May 2023, resulted in significant electoral reforms which required the Commission to adapt and work quickly to deliver these elections. These changes included the introduction of Optional Preferential Voting, direct election of the Mayor/President in large local governments, the abolition of wards for all small local governments, and reforms to candidate and voter eligibility. The Commission worked closely with the Department of Local Government, Sport, and Cultural Industries (DLGSC) to implement these amendments to ensure a smooth transition when conducting the elections on behalf of the local governments. I also wish to thank the Western Australian Local Government Association (WALGA) who along with DLGSC formed a useful partnership with the Commission during the implementation phase of these amendments.

The significant change in voting system for these Ordinary elections presented a considerable challenge for the Commission. New processes had to be developed and communicated to staff, and stakeholders had to be educated about the likely impact on counting processes. The Commission advised local government executives and candidates well before polling day that a delay in counting was possible due to the complexity of the new counting system. Additionally, the Commission was requested by the DLGSC to delay the declaration of results in individual local governments until the Monday following election day. This was apparently to allow candidates extra time to

consider election results. Consequently, as expected there were some delays in being able to finalise counts and the Commission apologises to our local government clients and electors for the delays that created. A conservative approach to count processes by the Commission was warranted given the changes but other factors led to some delays. Overall, the delivery of the elections went smoothly.

Interestingly after the significant increase in invalidity complaints in 2021, and despite the increase in total elections conducted by the Commission the volume of invalidity complaints abated in 2023. It is not clear whether it was attributable to the delay in declaring some results although it is noted many local governments did declare on Sunday 22 March 2024 and the overwhelming majority were complete by Monday 23 September 2024. Costs for Local Government elections increased for 2023, largely due to inflationary impacts on all the inputs the Commission uses to conduct the elections. The Commission did also provide additional resources to improve its service levels, particularly in the areas of complaints and support for Returning Officers. An increase in postal charges also impacted the overall amount paid by local governments and with the continuing decline in postal services and increase in postal charges it is important to give thought to the means of conducting local government elections in the future.

A vital component of any electoral process is the recruitment and appointment of Returning Officers. They undertake a significant responsibility and I acknowledge them for their efforts and their integrity and professionalism in representing the Commission. This was especially the case in 2023 as they adapted to a new voting system and other legislative changes. Significant work is completed by staff from the Commission's head office and our temporary election workforce, in accordance with the highest standards of efficiency, accuracy, probity and impartiality. I would like to thank everyone involved for their work at the Local Government elections and particularly those who also contributed to the Rockingham by-election which was held in July 2023 and required staff to manage competing workloads and priorities. Their dedication and commitment underscore the success of the elections and they should be proud of their efforts.

Voting is not compulsory in Western Australian Local Government elections though strongly encouraged. Elector participation in Local Government postal elections has increased at a minimal rate in recent years, from 29.1% in 2019, 30.2% in 2021 to 31.6% at the 2023 Local Government elections.

With the in-person elections participation rate of 19.13% and the postal elections participation of 31.59%, the overall participation rate of the elections conducted by the Commission was 31.2%.

The Commission continues to look for creative ways to engage with Local Governments, DLGSC and WALGA and electors and promote the importance of participation across all areas in Local Government elections.

The number of candidates nominating for elections conducted by the Commission increased from 941 in 2021 candidates to 1,089 candidates at the 2023 Local Government elections, for 564 vacancies. It is pleasing to see so many candidates nominating for council and seeking to make a positive difference in their communities. Several vacancies across several Councils remain unfilled after the ordinary elections

and the Commission has been engaged to conduct extraordinary elections for these Local Governments.

In conclusion, I would also like to again acknowledge the efforts of all Returning Officers and Commission staff and thank the Local Governments for their assistance and cooperation in the successful conduct of the 2023 Local Government elections.

Robert Kennedy

Electoral Commissioner

Introduction

This Report provides a description of the processes involved in conducting the 2023 Local Government ordinary elections and includes a summary of the results.

The Act allows councils to conduct their own elections as in person ballots, but only the Electoral Commissioner may conduct a postal voting election.

The Commission's involvement in postal elections has increased at successive local government elections, conducting a record number of 115 postal elections in 2023. Local governments participating in postal elections in 2023 are listed at Appendix 1.

Most local governments located in the metropolitan area and major regional locations adopted postal voting.

Nine local governments requested the Electoral Commissioner to conduct in person elections. These local governments were the Shires of Broome, Cocos (Keeling) Islands, Cranbrook, Derby-West Kimberley, East Pilbara, Halls Creek, Menzies, Serpentine-Jarrahdale and the Town of Cambridge.

The Commission conducted the Ordinary election for 124 local governments from a total of 139 local governments in Western Australia.

A timetable of key legislative dates for the 2023 elections can be seen at Appendices 2 and 3.

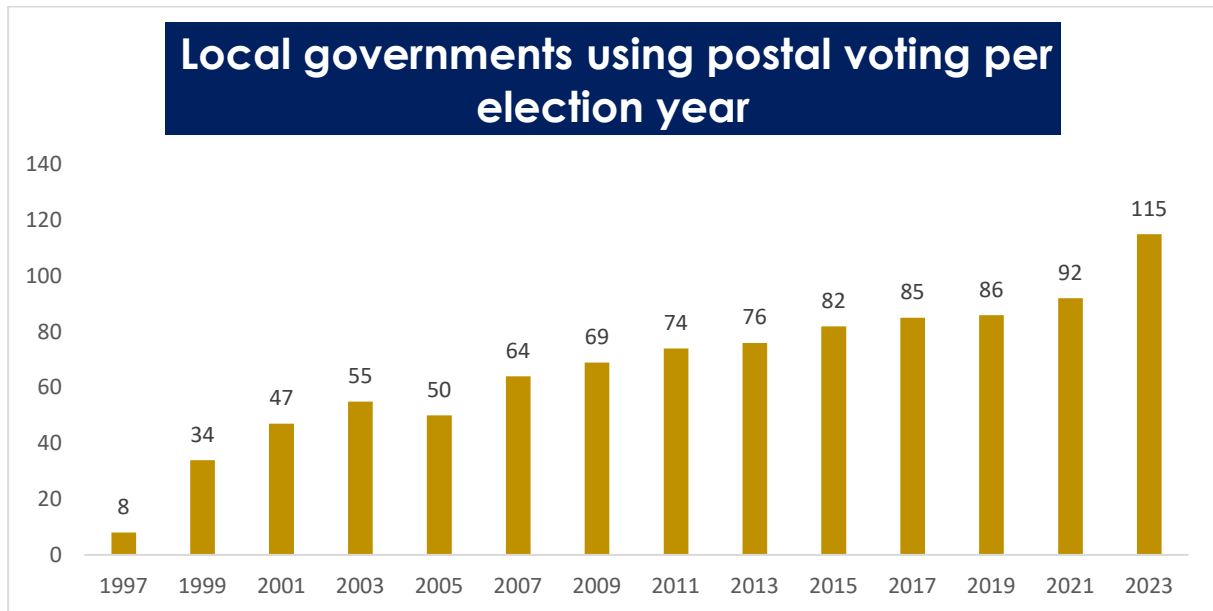
Local government elections - Postal - Comparison of last 4 elections

Ordinary Elections	October 2017	October 2019	October 2021	October 2023
Local Government Districts – <i>Postal only</i>	85	86	92	115
Enrolled electors	1,579,891	1,619,431	1,727,712	1,763,392
Referendums/Polls	2	1	0	1
Mayoral/Presidential Elections				
Vacancies	12	13	13	32
Elected unopposed	1	2	4	1
Contested vacancies	11	12	9	31
Candidates, contested	45	43	41	123
Councillor Elections				
Vacancies	421	415	432	490
Elected unopposed	44	62	73	137
Contested vacancies	377	351	352	337
Candidates, contested	1,021	882	787	755
Positions unfilled	0	2	7	16
Election Packages				
Dispatched	1,556,105	1,532,308	1,635,288	1,725,144
Returned at close of poll	536,688	445,494	494,058	544,895
Average	34.50%	29.07%	30.21%	31.59%

Local government elections - In person - Comparison of last 4 elections

Ordinary Elections	October 2017	October 2019	October 2021	October 2023
Local Government Districts – <i>In Person Elections only</i>	4	4	6	9
Enrolled electors	16,390	13,606	13,795	61,430
Referendums/Polls	0	0	0	0
Mayoral/Presidential Elections				
Vacancies	0	0	0	5
Elected unopposed	0	0	0	1
Contested vacancies	0	0	0	4
Candidates, contested	0	0	0	13
Councillor Elections				
Vacancies	17	17	26	37
Elected unopposed	1	1	2	2
Contested vacancies	16	16	23	33
Candidates, contested	34	37	34	57
Positions unfilled	0	0	1	2
Average	25.25%	24.17%	24.33%	19.14%

Comparative statistics 2017, 2019, 2021 and 2023 local government elections.
Data source: EMSWA



Local governments using postal voting.
Data source: EMSWA

WAEC Values

As noted in the Commission's *Strategic Plan 2020-2025*, the Commission's purpose is to provide Western Australians with an electoral experience they understand, trust and can access easily and efficiently. Our operations are underpinned by our core values to be impartial, professional, respectful, innovative, and collaborative. This ensures that the Commission maintains its well-deserved reputation for delivering secure, independent, trusted and accurate election results.

Local Government Elections Service Charter

The 2023 Local Government elections were conducted in accordance with the *Local Government Elections 2023 Service Charter*. This Charter summarised the service commitments and associated standards that the stakeholders (Local Governments, candidates, electors, and electoral staff) at a Local Government election can expect from the Commission to ensure an election runs as smoothly as possible. It also outlined the expected reciprocal standards and assistance these stakeholders could provide in return. See Appendix 5 for an extract of the Service Charter.

Key Events

Conducting large numbers of simultaneous elections and the challenges associated with postal voting demands a high degree of planning and scheduling to meet the requirements of the election process. Some of the key election activities for the Commission include:

- providing cost estimates to each local government
- conducting client liaison meetings
- recruitment and training of staff
- close of the electoral rolls
- opening and close of nominations
- printing and dispatch of postal voting election packages
- receipt and checking of postal voting election packages
- conducting in-person polling services where required
- conducting numerous counts and declaring results.

Returning Officers and Staff

Returning Officers (ROs) are the primary contact for candidates, councils, local media, and the electors for a Local Government, so where possible the Commission endeavours to secure someone local with the necessary skills for this role. They participate in training sessions delivered by the Commission and are also assigned a Returning Officer Liaison Officer (ROLO), an experienced former RO elevated to a supervisory role, for guidance and support throughout the election.

A local RO having centralised support allows service delivery to be consistent but tailored to unique local conditions where appropriate.

The Commission employed 124 ROs and 4 ROLOs for the Local Government elections, and they were supported by casual staff who assisted with vote counts and at the Commission's centrally located Processing Centre.

Many Local Governments made their staff available for the issue of replacement and provisional voting papers during the lead up to election day. In addition, some local government staff are employed by the Commission directly to count ballot papers or the local government's themselves provide staff to do this task under the supervision of the Commission's RO. In some cases, this is a necessary approach given limited availability of casual staff in regional and remote areas. In others it is the wish of the local government that their staff participate as a cost mitigation measure. Integrity of the count process is maintained by the independent Commission RO under either circumstance.

The names of all Commission employed RO's per Local Government are listed at Appendix 4.

Communications

In 2023, the Commission implemented a strategic communications and engagement strategy to support community members, local governments and other stakeholders to understand and participate in the 2023 Local Government elections.

Target audiences

The Commission aimed to reach the local government sector and the wider Western Australian community members with a focus on the following priority audiences:

- young people
- culturally and linguistically diverse (CaLD) communities and
- Aboriginal people.

These three priority groups have been identified as under-represented in local government electoral participation.

Key messages and strategy

Commission messaging to the community focused on the core messages: voting processes (how to do it), key dates (when to do it), voter participation (why to do it) and results (post-election).

The Commission used a broad range of strategies and channels to communicate about local government elections including Commission website, online resources toolkit, printed collateral, media engagement, social media, paid advertising and direct engagement with key stakeholders.

The Commission's communications focused on timely, accurate and relevant information about enrolment, voting processes (including optional preferential voting), general election information, relevant local government legislative reform and election results. Where appropriate, the Commission worked alongside local governments, DLGSCI and WALGA to support their communications and engagement activities, most notably by promoting information forums and webinars, and the 'Vote for them' advertising campaign.

Federal Referendum

The 2023 Local Government Elections took place around the same time as the Voice Federal Referendum, which presented challenges for cut through of local government electoral messaging. To address this, the Commission focused on clear communication of priority messages (i.e. what people needed to know at that time) and worked closely with WALGA and DLGSC to better coordinate local government election messaging.

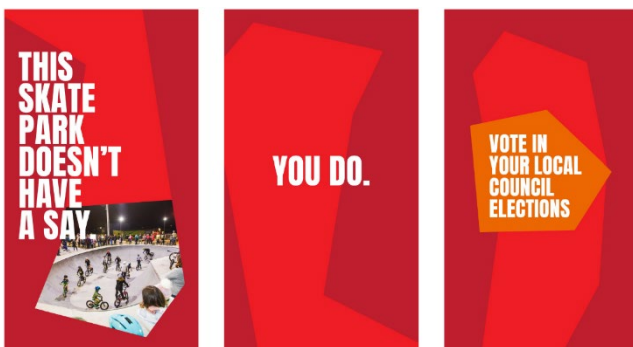
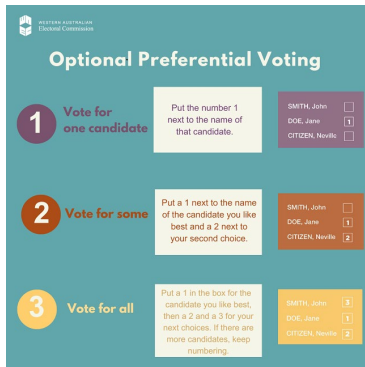
Website content and resources toolkit

Key information about the 2023 Local Government Elections was published on the Commission's website (elections.wa.gov.au).

In addition to general local government election information, details were provided about enrolment, postal and in-person elections, elector eligibility and rolls, local government reform (including optional preferential voting and changes to council representation), election timelines, Election Notices, candidate and Returning Officer information and

election results. Content was regularly updated throughout the election cycle so that the most timely information was given greater prominence and outdated information was removed.

The Commission developed and hosted an online toolkit of resources for local governments and other community stakeholders to use, including downloadable social tiles, flyers, videos and audio. The toolkit included collateral from the 'Vote for them' advertising campaign and DLGSC-led Aboriginal language videos (football animation). A link to the toolkit was provided to all local governments engaged by the Commission.



Online toolkit resources

Postal voting brochures

The postal voting information brochures sent to electors were updated with a clearer layout, high quality imagery and a step-by-step 'how to vote' process explaining the instructions for optional preferential voting. Design aimed to enhance visual appeal and readability while language translations were updated based on Australian Bureau of Statistics data and guidance from the Office of Multicultural Interests.



Brochures for postal voting and in-person elections

Media engagement

The Commission coordinated proactive and reactive media engagement including managing media enquiries and issuing media statements for key electoral milestones throughout the election period. The Electoral Commissioner provided regular media commentary about the local government across a range of statewide and local media channels.

Social media

The Commission used its owned social media channels – Facebook, LinkedIn, Twitter/X and Instagram – to communicate local government election messaging. The top performing social posts during the election cycle were about the voting process (how to vote in 3 steps), election packages are on the way, and a reminder to vote in the Federal Referendum and 2023 Local Government Elections.

The Commission ran small-scale paid social media advertising on Facebook and Instagram focusing on enrolment and the arrival of postal election packages.

Enrolment advertising was targeted at audiences 18-34 years and featured the messages 'Are you enrolled?' and 'Moved house? Turned 18?' Election package advertising targeted audiences 18+ and featured the message 'Your election package is on the way' reminding people to keep an eye on their mailboxes for their postal election packages. Reaching more than 1 million users, paid advertising on Facebook and Instagram proved an effective way to reach relevant audiences at a modest cost.



Newspaper advertising

The Commission ran paid advertising in *The West Australian* newspaper and ten regional newspapers alerting the community that their postal election packages were being sent out. The estimated reach was 600,000 readers.

Local government elections 2023
21 October

Your election package is on the way

Keep an eye on your mailbox for your local government election package and get voting:

1. Fill out your ballot(s)
2. Sign the elector's certificate (comes with your election package)
3. Post it in the reply paid envelope.

Remember, Commonwealth Referendum (Voice) voting materials do NOT go in this envelope

If your local council is holding an in-person election, you can vote at the polling place on 21 October, vote early or apply for a postal vote. Find out more at elections.wa.gov.au

WESTERN AUSTRALIAN Electoral Commission
elections.wa.gov.au

Authorised by the WA Electoral Commissioner

Stakeholder engagement

The Commission identified three community cohorts (young people, CaLD and Aboriginal Western Australians) as priority audiences for local government election communications and engagement, due to their historic under-representation in electoral participation.

The Commission leveraged the community outreach capacity of local governments, DLGSC and WALGA, proactively supporting their electoral engagement efforts including information webinars and forums aimed at young people and CaLD community members. Where appropriate, the Commission engaged with key stakeholder organisations and media outlets relating to these cohorts, sharing local government election messaging and resources.

Priority audiences were also targeted in paid advertising, including the DLGSC-led 'Vote for them' campaign. The Commission's online resources toolkit included animated videos about the OPV process and Aboriginal voter participation, the latter available in English, Martu, Ngaanyatjarra, Nyangumarta and Kriol.

Statutory Notices

The Act requires the publication and placement of statutory notices about key election milestones. The following notices were published in accordance with the legislative requirements on the Commissions' website

- Close of Enrolment Notice – published Wednesday 9 August 2023
 - advised date of election and date by which elector is required to be enrolled to be eligible to vote.
- Call for Nominations Notice – published Wednesday 30 August 2023
 - listed vacancies, nomination period and procedure for submitting nominations.
- Election Notice – published Friday 22 September 2023
 - listed election date, vacancies and all nominated candidates.
- Notice of Results – published Thursday 26 October 2023
 - declared the result of the election and accompanied by the Calculated Steps Report detailing the distribution of preference votes.

These notices were also provided to local governments to publish on their websites, notice boards, social media or other channels.

Electoral Rolls

The electoral rolls closed at 5.00 pm on Friday 25 August 2023.

The Commission produced residents rolls for the 137 Western Australian local governments with elections, regardless of whether the Commission was conducting their election or not. There were a combined 1,818,510 electors on the residents rolls statewide. The Commission only has the residents roll for the 137 Local Governments on the mainland of Western Australia as the residents roll for Christmas & Cocos Islands is administered by the Northern Territory.

Each Local Government Chief Executive Officer was responsible for producing an owners and occupiers roll for their Local Government.

Candidates were able to obtain copies of the rolls for the areas they were contesting once they had successfully nominated. Candidates are only permitted to use those rolls for election related purposes. Changes made to the Act in 2023 introduced a requirement for unsuccessful candidates to provide a statutory declaration declaring they had destroyed their copy of the electoral roll. The Commission is investigating compliance with this requirement to evaluate the success of this legislative initiative.

Nominations

Nominations opened on Thursday 31 August 2023 and closed at 4.00 pm on Thursday 7th September 2023.

Nominations could only be made to the RO during the designated nomination period. An effective nomination consisted of a completed nomination form, a profile of the candidate, a nomination deposit of \$100, a photograph (optional) and completion of the mandatory online induction course provided by DLGSC.

To nominate a person must be registered as an elector for the Local Government district in which they are standing as a candidate. A candidate could nominate for both Mayor/President and Councillor. Candidates needed separate online forms, profiles and nomination fees for each nomination.

Prior to the Local Government elections held in October 2023 an amendment was made to the *Local Government Regulations 1996* where the number of characters allowed in the candidate profile was increased from 800 to no more than 1,000 characters including spaces.

A total of 1,089 candidates nominated across the 115 postal elections and 9 in person elections conducted by the Commission. The City of Gosnells had the most candidate nominations, with 22 candidates vying for six vacancies. In regional areas Town of Port Hedland (18), Shire of Donnybrook-Balingup (17) and City of Greater Geraldton (16) also attracted large numbers of candidates.

Nomination builder

The Commission has an online software application *Nomination Builder* to assist candidates to prepare their nomination. The application allows candidates to enter their details, input their candidate profile and upload an optional photograph. Once completed, candidates could print their nomination form, sign it and lodge with the RO. Nomination Builder continues to be the preferred method of preparing nominations with 97.0% of candidates having used nomination builder prior to meeting with the RO at these elections (in 2021 this was 91.6%).

Gender of Candidates

The gender of candidates nominating for local government elections in 2023 was very similar to 2021. In 2023, of the 1089 candidates, 655 candidates identified as male (60.1%), 431 (39.5%) candidates as female and 3 did not specify a gender.

In 2021 there were 374 female candidates (39%), 566 males (60%) and one candidate that did not specify their gender who nominated for a council vacancy.

Age of Candidates

The ages of candidates in 2023 ranged from 18 to 86 years with an average age of 53. This is slightly higher than the average age of 52 in 2021.

Uncontested and Unopposed Elections

Of a total of 234 possible elections, 184 were contested while 50 were uncontested. For uncontested elections, candidates are elected unopposed as the number of nominations received was equal to or less than the number of vacancies.

For postal elections, 138 candidates were elected unopposed, and 3 candidates were elected unopposed for the in-person elections.

Complaints

Over the 2023 Local Government election period the Complaints team at the Commission's Head Office received 414 queries and complaints. Complaints were made and resolved through a variety of channels, typically commencing with the RO. Therefore, many straight-forward complaints were addressed without the need to refer the matter to the Complaints team.

For these elections the Commission introduced a Complaints/Feedback webform on the Commission's website to submit complaints and feedback. This assisted the person submitting complaints or feedback to ensure all relevant information was provided, and enabled issues submitted to be triaged more effectively.

Typical issues raised involved misleading material, authorisation, social media activity, electoral rolls, signage, candidate and conduct. Matters were dealt with in accordance with the Act, associated regulations and Commission policy.

From 414 queries and complaints in total, 411 were responded to within the target deadlines specified in the WAEC Complaints and Feedback Policy. 346 were responded to within 1 working day with 275 of these items responded to within 3 hours. The breakdown of complaints by category are listed in the table below.

Category		Number received	% of total	% deadline met
Feedback	Compliment	3	1%	100%
	Criticism	6	1%	100%
	Suggestion	20	5%	100%
Complaint	Simple Complaint	124	30%	99%
	Complex or Sensitive Complaint	15	4%	100%
	Urgent or Priority Complaint	1	0%	100%
	Query	240	58%	99%
	Internal Review	1	0%	100%
	Other (e.g. Ministerial)	4	1%	100%
	Total	414	100%	

The Commission also worked closely with the DLGSC, to ensure a consistent approach to the investigation and management of issues arising.

Invalidity Complaints

The Act enables any person who wishes to challenge the outcome of an election to do so by lodging an invalidity complaint with the Court of Disputed Returns within 28 days of the result being declared.

Two invalidity complaints were lodged in relation to the result in the City of Fremantle Coastal and Central wards with the matter still to be heard and determined by the Court. Consequently, the Commission is not providing any comprehensive commentary on the matter in this report.

Stakeholder Feedback Surveys

The Commission is committed to continuous improvement and welcomes feedback from stakeholders about the electoral process across all operations. For the 2023 Local Government elections, feedback surveys were conducted with Local Government Chief Executive Officers, Returning Officers and the casual workforce.

The Commission will continue to analyse the survey responses and use this data in further planning. It was pleasing to see across all three surveys that the stakeholder experience was generally positive with high satisfaction levels with the Commission's performance and the Commission continuing to provide a high-quality electoral service. Key findings are highlighted below.

Returning Officer Survey

A Returning Officer Survey was sent to all Returning Officers engaged by the Commission, 98% of Returning Officers provided a response which provides useful feedback for the Commission when considering further recruitment, training and support of staff and development of systems and materials. Returning Officer Surveys were sent out in two tranches – after the close of nominations for those Returning Officers whose election did not proceed (Survey 1) and after Polling Day for all other Returning Officers (Survey 2).

Key findings (Survey 1) – 37 respondents

- 30% of Returning Officers had worked for the Commission as Returning Officers prior to 2023. 22% had never worked at an election before.
- 87% thought the communications from the Commission Returning Officer's Liaison Officers were above average or far above average leading up to the election.
- 81% said they were able to get the information and support needed from their ROLO and or Complaints team when managing complaints.
- 86% answered that the process of receiving election materials and equipment was easy or very easy and 60% found the process and instruction for the return of the election materials easy or very easy.
- 97% answered that the relationship, communications and engagement with their respective local governments were positive, or very positive.
- 95% thought they were provided with enough information from the Commission to support them working with the Local Government.
- 54% indicated the overall experience of being a Returning Officer was above average or far above average at the 2023 Local Government elections.

Key findings (Survey 2) – 85 respondents

- 68% of Returning Officers had worked for the Commission as Returning Officers before. 12% had never worked at an election.
- 89% thought the communications from the Commission Returning Officer's Liaison Officers were above average or far above average and 92% said they

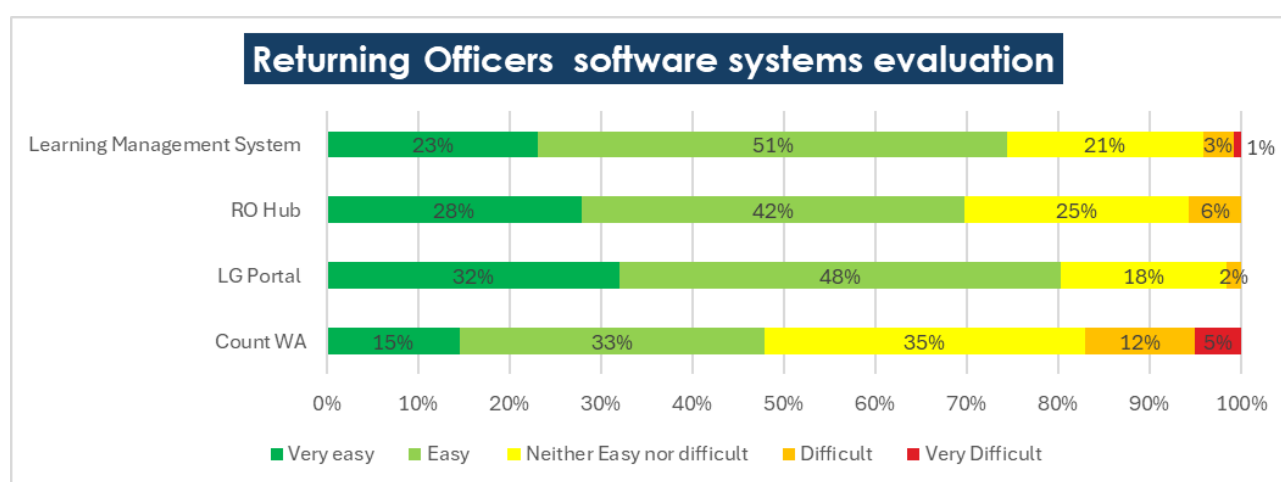
were able to get the information and support needed from their ROLO and or Complaints team when managing complaints.

- 82% answered that the processing of receiving election materials and equipment was easy or very easy and 47% thought the process and instructions for the return of election materials easy/very easy.
- 96% answered that the relationship, communications and engagement with their respective local governments were positive, or very positive.
- 92% thought they were provided with enough information from the Commission to support them working with the Local Government.
- 95% indicated that they would like to remain on the Returning Officer database for future Local Government elections and 50% indicated the overall experience of being a Returning Officer was above average or far above average at the 2023 Local Government elections.

The Survey results indicated that Returning Officers were generally satisfied with the training program offered in 2023 to prepare them for the job. The training program consisted of a two-day face to face workshop and a series of online modules and sessions, supported by a new Learning Management System. The Commission did identify that it was more effective for future elections to run the face-to-face training after the close of nominations and focus on the local governments having a contested election. The practicality of this option will be explored by the Commission for future elections.

Returning Officers also highlighted the results process on Election Day as an area that could be improved and as a result, the Commission has identified that for future elections there will be more of an emphasis on triaging responses from the Results team based on the size, location and complexity of the local government and its count.

The Commission's Returning Officers are required to use several software systems for different uses. The satisfaction level with these systems is outlined in the table below.



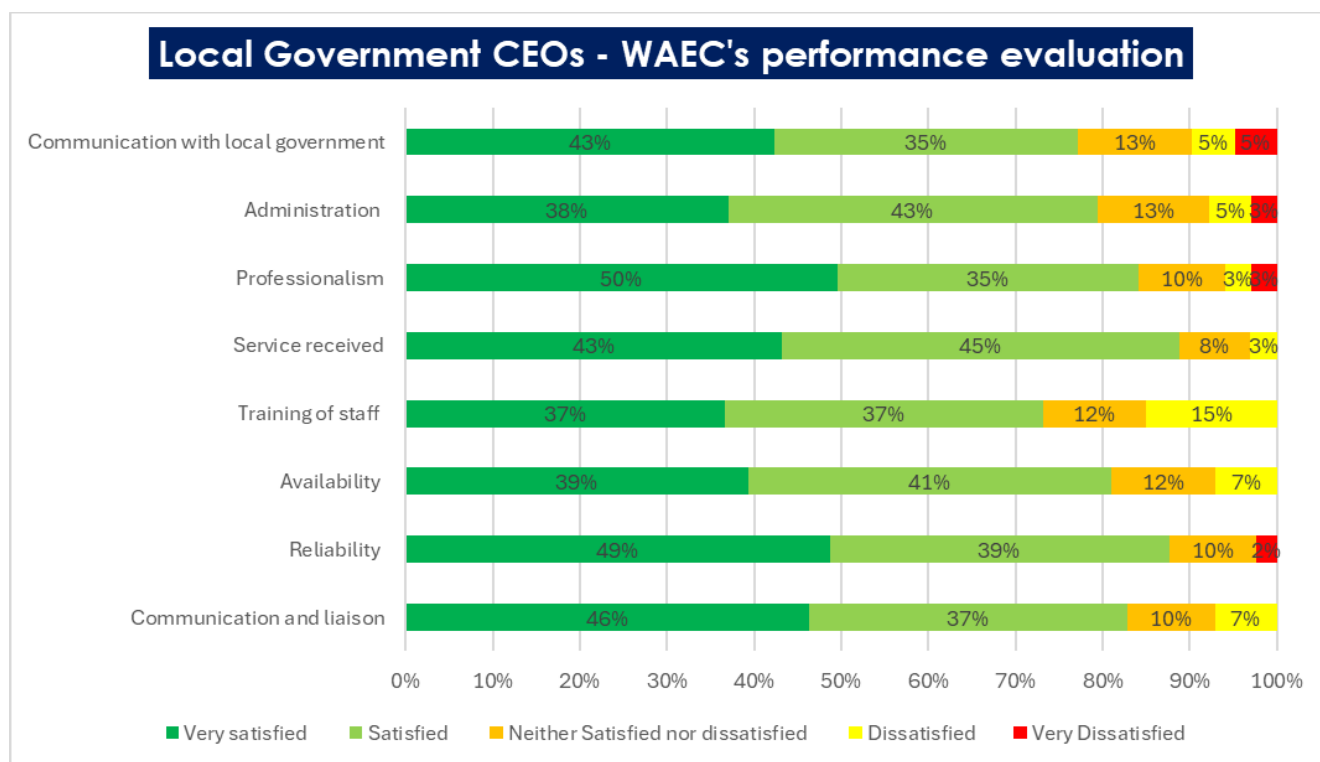
Local Government Chief Executive Officers Survey

The Commission sent a survey to all Local Government Chief Executive Officers (CEOs) after the Local Government elections seeking feedback on the Commission's performance. The Commission officially closed the survey on Thursday 21st December 2023 with 41 CEO's having completed the Survey.

Key findings –

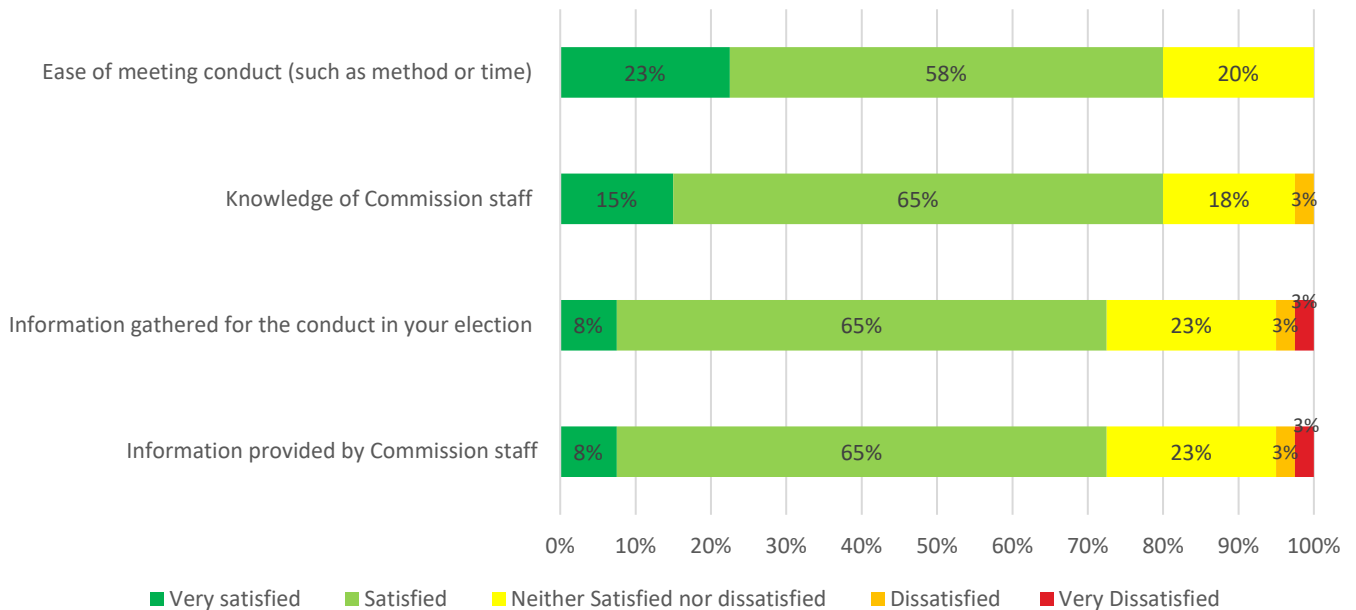
- 100% believed the Commission conducted the election impartially.
- 92.5% thought the new initiatives of Commission webinars to provide information was beneficial.

The CEO's expressed the following level of satisfaction with the Returning Officer's overall performance in the following areas (expressed as the percentage of CEOs per category)-

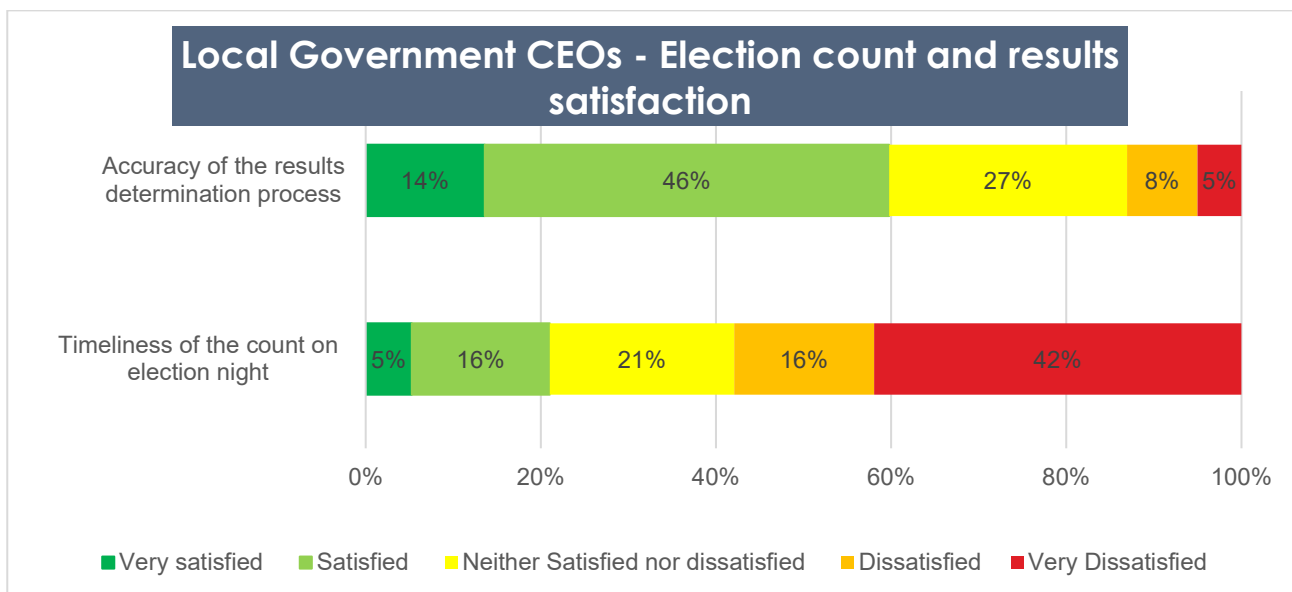


The Commission held online meetings with Local Governments in preparation for the conduct of their elections. From these meetings the CEO's expressed the following satisfaction levels:

Local Government CEOs - WAEC's performance evaluation



In terms of the election count and the results the CEO's surveyed gave the following satisfaction ratings



The Commission advised all local governments and candidates in advance of polling day that the introduction of Optional Preferential Voting may lead to some delays with counting. This was a cautionary approach by the Commission designed to minimise errors by count staff and Returning Officers operating with a new system for the first time. In many cases that cautionary approach succeeded as errors in initial counts and preference distributions were identified and corrected before they affected the outcome of a count. Notwithstanding this it is acknowledged that internal Commission count processes did contribute to some delays, and this was not adequately communicated to local governments at the time. These processes have already been redesigned and

tested for several extraordinary elections conducted in early 2024 and the Commission is confident the problem will not be repeated at the 2025 ordinary elections.

Temporary Election Workforce Survey

The Commission employs many people to work across all the Local Government elections and temporary staff provide valuable assistance in many areas including processing ballot packages and vote counting. These casual employees were surveyed about their experience in working for the Commission. The Commission received 247 survey responses from electoral officials and counting staff and 37 responses from central vote processing staff. Key findings are as below, noting in these surveys some respondents chose not to answer every question.

Electoral Officials and Counting staff

- 81.2% of respondents who had previously worked for the Commission said compared to previous elections their experience was good or very good.
- 95.51% would consider working for the Commission in the same role in the future.
- 78.05% said the position was accurately described to them.
- 70.85% said they received proper and complete training.
- 63.37% said the training manuals provided were useful (26.34% answered not applicable)
- Only 3.69% said they did not feel adequately supported by their Returning Officer
- 89.84% said they felt they had the tools, resources and working conditions to be successful in their role.

Central Vote Processing staff at the Commission's Processing Centre

- 75.68% said the position was accurately described to them.
- 97.30% said they felt they received proper and complete training and that they would consider working for the Commission in this role in the future.
- 89.19% of respondents said they felt supported by the Stage leader with the remainder saying they felt somewhat supported (10.81%)

Processing Election Packages

Election Package Dispatch

There were 1,725,144 election packages dispatched to electors in 80 local government districts that had contested postal elections.

Electors typically had around three and a half weeks to return their ballot material or over four weeks in some country and remote locations. Electors who misplaced their ballot material could arrange for cancellation and re-issue of their ballot packages through their Local Government.

Statistics on the number of replacement and provisional votes issued in each local government are provided at Appendix 6.

Over 55% of replacement voting papers were issued on election day. The Commission cannot identify a definitive explanation for this, but it is possible that following so closely on from the Federal Voice Referendum some electors may have been confused and expected to be able to attend a polling place as they do in the State or Federal elections.

For in person elections, an elector wishing to cast an absent vote could do so at any local government office throughout the State.

As noted in a previous area of this report the Commission was alerted to an error in its distribution of election packages to two wards in the City of Fremantle. Having corrected the error quickly the election proceeded with new packages issued to electors. This matter is now the subject of two invalidity complaints and is before a Court of Disputed Returns. As a consequence, the Commission does not discuss the matter further in this report.

Postal Vote Operations

The Commission's processing centre was centrally located at 30 Beaufort Street, Perth. Casual staff members were employed in teams to process ballot paper packages returned by voters.

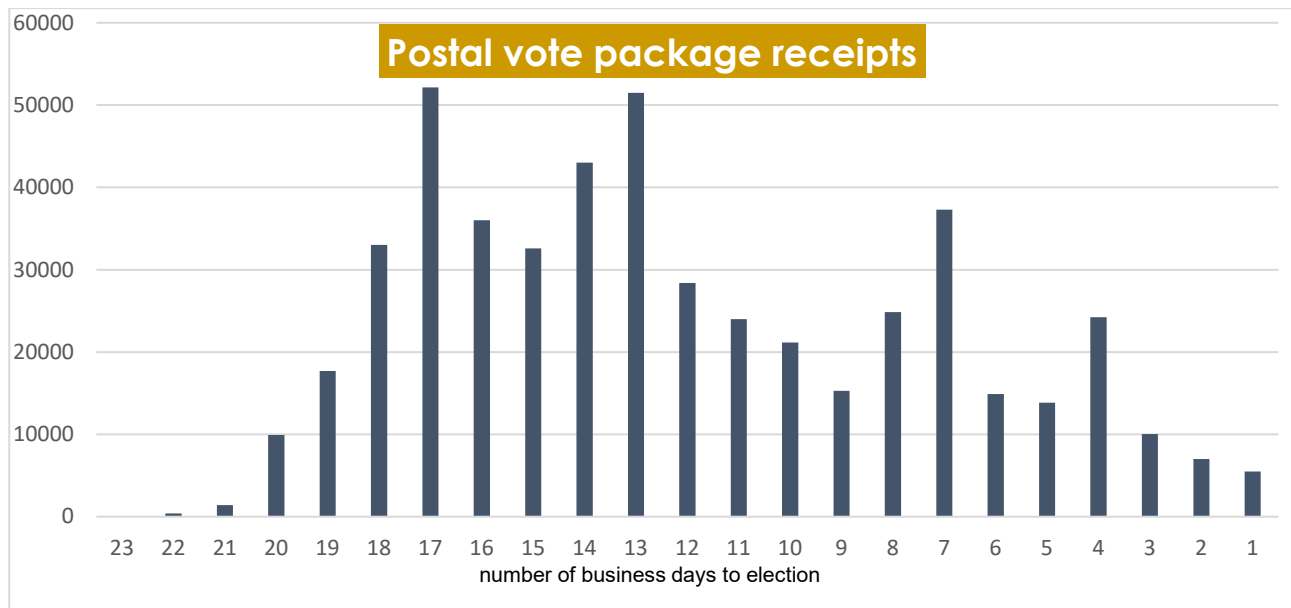
Casual staff were employed across 5 stages at the processing centre. These stages were:

- Receivals – receive mail and remove election package from reply paid envelope and attach a batch header
- Scanning – mark electors off the electoral roll
- Declaration/Ballot Paper Removals – remove declarations and ballot papers from envelopes, placing them in batches containing the same number of ballot papers
- Reconciliation – reconcile the number of ballot papers to ensure they match what is recorded on the batch header and place ballot papers in sealed ballot boxes ready to be sent back to the local governments for counting to commence on election night
- Dispatch – to dispatch the sealed ballot boxes back to the local governments for counting to commence on election night.

Mail was delivered to the processing centre by Australia Post daily from 2 October 2023.

In 2023, 29.97% of the total number of packages that were returned, were received at the processing centre by the end of the first five business days. In 2021, it was 28.8% of the total number of packages that were returned were received at the processing centre by the end of the first five business days. Due to recent legislative changes, at the 2023 Local Government elections, candidate nominations closed 44 days before election day rather than the 37 days that occurred at previous elections. Practically speaking this meant that the election packages were lodged a week earlier than 2021 which gave more time for electors to complete their ballot papers and return them in time to be included in the count. This change may have impacted on how quickly ballot packages were returned (the return rate)

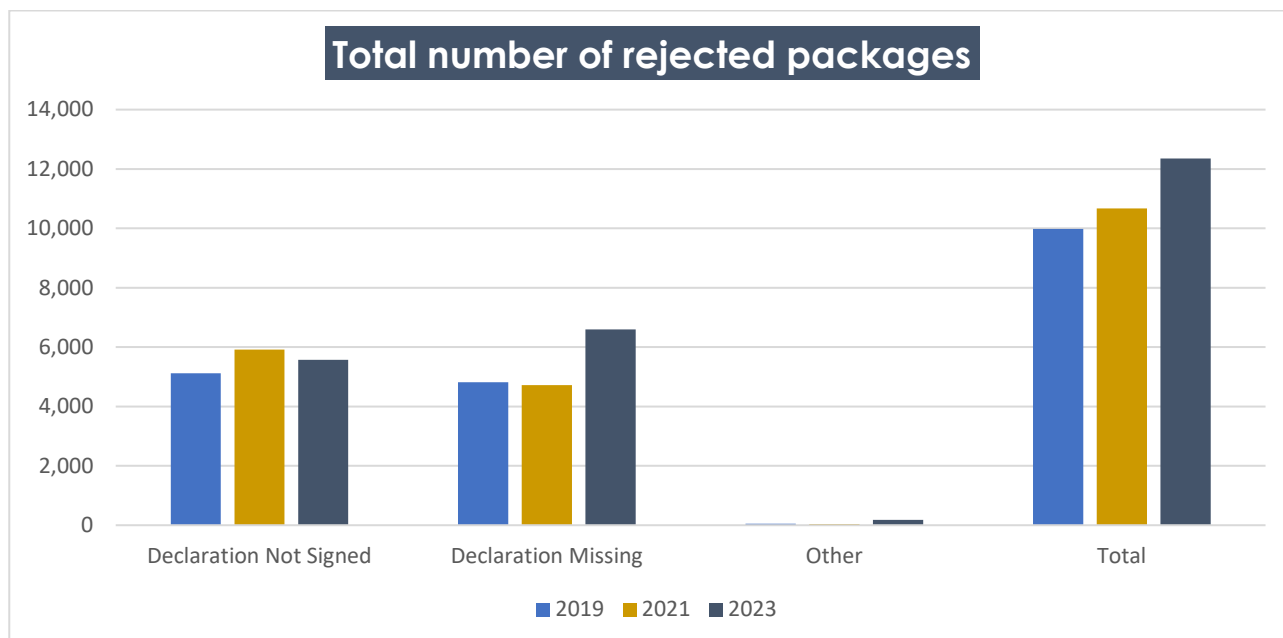
The following graph illustrates the trend for the return of packages.



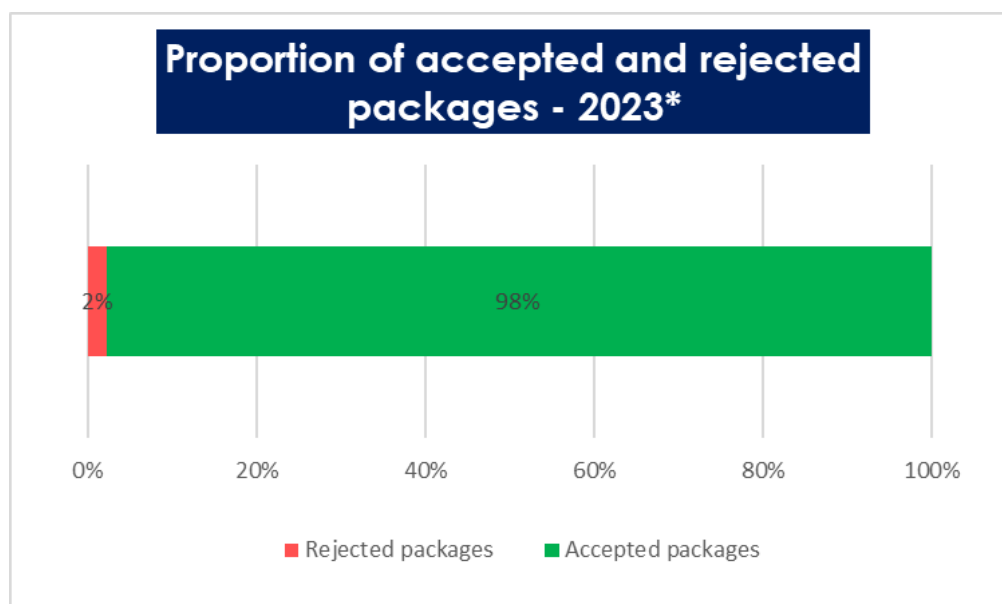
Data source - Australia Post receipts

Rejected Packages

Election packages were processed in line with legislative requirements. Where an election package was rejected (for example, unsigned declaration) the reason was recorded. Appendix 7 shows the number of rejected packages by local government and the reasons for rejection, compared to previous recent elections. Out of the 544,895 returned packages, 12,358 were rejected.



Data Source: EMSWA



*Total packages: 544,895

Data Source: EMSWA

Optional Preferential Voting

The 2023 Local Government elections were conducted under the system of Optional Preferential Voting instead of 'first past the post' voting. The latter has been in use since the 2009 ordinary election. The Optional Preferential Voting system is similar to that used in State and Federal elections.

Under Optional Preferential Voting, voters number candidates in the order of their preference. Electors do not have to number all the boxes. This means there are many ways that electors can list, or indeed, not list their preferences, according to their intention. To cast a formal vote under Optional Preferential Voting, electors must at least place a number 1 in the square opposite the name of the candidate they want as their first preference.

Under Optional Preferential Voting, for a candidate to be elected they must receive enough votes to reach a quota. A quota is the targeted number of votes used to determine the election outcome through a formula.

$$\text{Quota} = ((\text{Number of formal votes}) / (\text{Number of vacancies} + 1)) + 1$$

With the new Optional Preferential Voting system and changes to counting methods the Commission ensured Returning Officers took adequate time to complete the count and verification of votes accurately. Whilst some results were able to be declared on polling day, counting continued for some Local Governments in the following days.

Results

The results for all Local Government elections administered by the Commission were declared by Thursday 26 October 2023 and published on the Commission's website.

Of the 184 contested elections, 11 were declared on 21 October, 74 on 22 October, 88 on 23 October, 5 on 24 October and 6 on 26 October.

In accordance with regulation 81 of the *Local Government (Elections) Regulations 1997*, a report of the results of the elections was sent to the Minister for Local Government on 9 November 2023. Each local government also received the 'calculation steps report' outlining the distribution of voting preferences specific to their elections.

The first preference vote results for all mayoral and councillor elections are shown in Appendices 8 and 9 respectively. Results for elections where the final result was determined on the distribution of preferences are available from the calculation steps report attached to each individual local government results table on the Commission website.

Sitting Members

Out of a total of 564 vacancies, 546 were filled, with 261 (47.8%) sitting members re-elected and 285 (52.2%) non-sitting members elected.

Candidate Statistics

Candidate Statistics Postal

The table below provides a summary of candidate statistics for local governments using the postal voting method.

2023 POSTAL ELECTIONS	Councillor	Mayor or President	TOTALS
Vacancies	490	32	522
Vacancies – elected unopposed	137	1	138
Vacancies – no nomination received	16	0	16
Vacancies Contested	337	31	368
Total Candidates at Close of Nominations	892	124	1016
Male Candidates	538	72	610
Female Candidates	351	52	403
Unspecified	3	0	3
Total Candidates in Contested Elections	755	123	878
Male Candidates	457	71	528
Female Candidates	295	52	347
Unspecified	3	0	3
Total Candidates Elected	474	32	506
Male Candidates	269	17	286
Female Candidates	204	15	219
Unspecified	1	0	1
Male Candidates Elected in Contested Elections	188	16	204
Female Candidates Elected in Contested Elections	148	15	163
Unspecified Candidates Elected in Contested Elections	1	0	1
Sitting Councillors/Mayors/Presidents Re-nominating	283	22	305
Total Sitting Councillors/Mayors/Presidents Re-elected	229	13	242
Sitting Councillors/Mayors/Presidents Re-elected in Contested Elections	137	12	149
Sitting Councillors/Mayors/Presidents Re-elected Unopposed	92	1	93
Total Sitting Councillors/Mayors/Presidents not Re-elected	54	9	63

Candidate Statistics In person

The table below provides a summary of candidate statistics for local governments using the in person voting method.

2023 IN PERSON ELECTIONS	Councillor	Mayor or President	TOTALS
Vacancies	37	5	42
Vacancies – elected unopposed	2	1	3
Vacancies – no nomination received	2	0	2
Vacancies Contested	33	4	37
Total Candidates at Close of Nominations	59	14	73
Male Candidates	35	10	45
Female Candidates	24	4	28
Unspecified	0	0	0
Total Candidates in Contested Elections	57	13	70
Male Candidates	34	9	43
Female Candidates	23	4	27
Unspecified	0	0	0
Total Candidates Elected	35	5	40
Male Candidates	22	5	27
Female Candidates	13	0	13
Unspecified	0	0	0
Male Candidates Elected in Contested Elections	21	4	25
Female Candidates Elected in Contested Elections	12	0	12
Unspecified Candidates Elected in Contested Elections	0	0	0
Sitting Councillors/Mayors/Presidents Re-nominating	21	7	28
Total Sitting Councillors/Mayors/Presidents Re-elected	17	3	20
Sitting Councillors/Mayors/Presidents Re-elected in Contested Elections	15	3	18
Sitting Councillors/Mayors/Presidents Re-elected Unopposed	2	0	2
Total Sitting Councillors/Mayors/Presidents not Re-elected	4	4	8

Participation

In the 2023 ordinary elections the following Local Governments were new to the postal voting method:

Shire of Beverley, Shire of Boyup Brook, Shire of Corrigin, Shire of Dumbleyung, Shire of Goomalling, Shire of Kellerberrin, Shire of Kojonup, Shire of Kondinin, Shire of Koorda, Shire of Kulin, Shire of Morawa, Shire of Mukinbudin, Shire of Murchison, Shire of Ngaanyatjaraku, Shire of Nungarin, Shire of Quairading, Shire of Sandstone, Shire of Trayning, Shire of Wandering, Shire of Wickpin, Shire of Williams, Shire of Woodanilling and Shire of Wyalkatchem.

Appendix 11 compares enrolment and voter participation for local governments using the postal voting method in 2019, 2021 and 2023.

The overall participation rate for postal elections of 31.6% has increased marginally over recent elections, from 30.2% in 2021 and 29.1% in 2019.

Eleven Local Governments had an increase in participation rate of more than 5% and eight Local Government's participation rate decreased by more than 5% in 2023 compared to 2021. This information is only relevant to Local Governments where the elections were contested in 2021 and 2023 and when the postal voting method was used at both elections.

Local Governments that increased more than 5% from 2021 as a percentage of participation-

Local Government	2021	2023
City of Albany *	33.6%	40.3%
Shire of Ashburton*	30.0%	39.3%
Shire of Carnarvon	38.4%	45.1%
Shire of Esperance*	33.3%	39.0%
Shire of Exmouth*	44.6%	57.8%
Shire of Gingin	37.1%	50.6%
Shire of Gnowangerup	45.1%	51.7%
City of Greater Geraldton*	27.7%	33.4%
City of Kalgoorlie-Boulder*	29.8%	38.0%
City of Perth*	29.0%	35.7%
City of South Perth*	29.5%	35.6%

* These Local Governments had a Mayoral/Presidential election in 2023

Local Governments that decreased more than 5% from 2021 as a percentage of participation -

Local Government	2021	2023
City of Bunbury **	34.1%	26.9%
Town of Claremont**	34.9%	27.8%
Town of Cottesloe**	47.4%	35.4%
Shire of Donnybrook-Balingup	50.0%	42.8%
City of Fremantle**	46.7%	36.3%
Shire of Narrogin	44.8%	34.9%
Shire of Northam	39.6%	29.2%
Shire of Victoria Plains	68.9%	62.9%

**These Local Governments had a Mayoral/Presidential election in 2021

Participation Ratio in Postal Elections for Metropolitan and Country Districts

Of the 544,895 postal votes received in 2023, there were 405,481 (74.4%) from the metropolitan area and 139,414 (25.6%) from country areas.

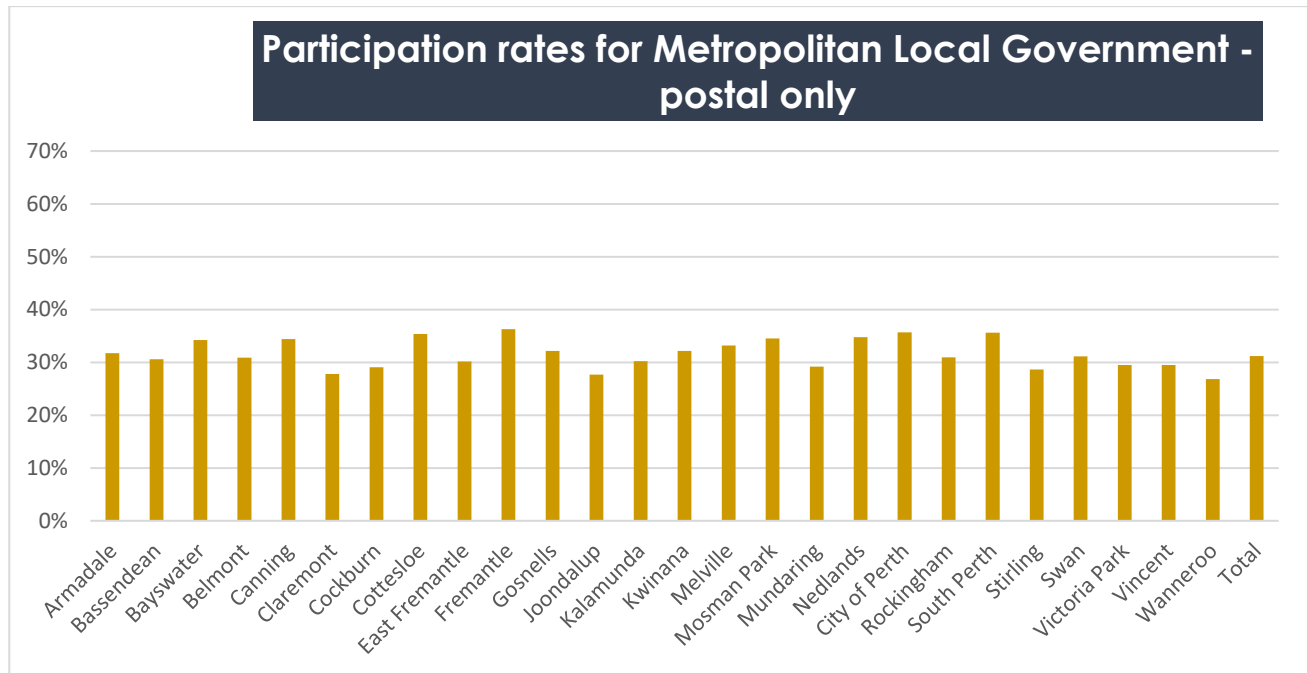
The City of Fremantle recorded the highest metropolitan participation rate in 2023 with 36.3% and the City of Wanneroo the lowest with 26.9%.

By comparison, in 2021 the Town of Cottesloe recorded the highest metropolitan participation rate of 47.4% and the City of Wanneroo was the lowest at 25.2%.

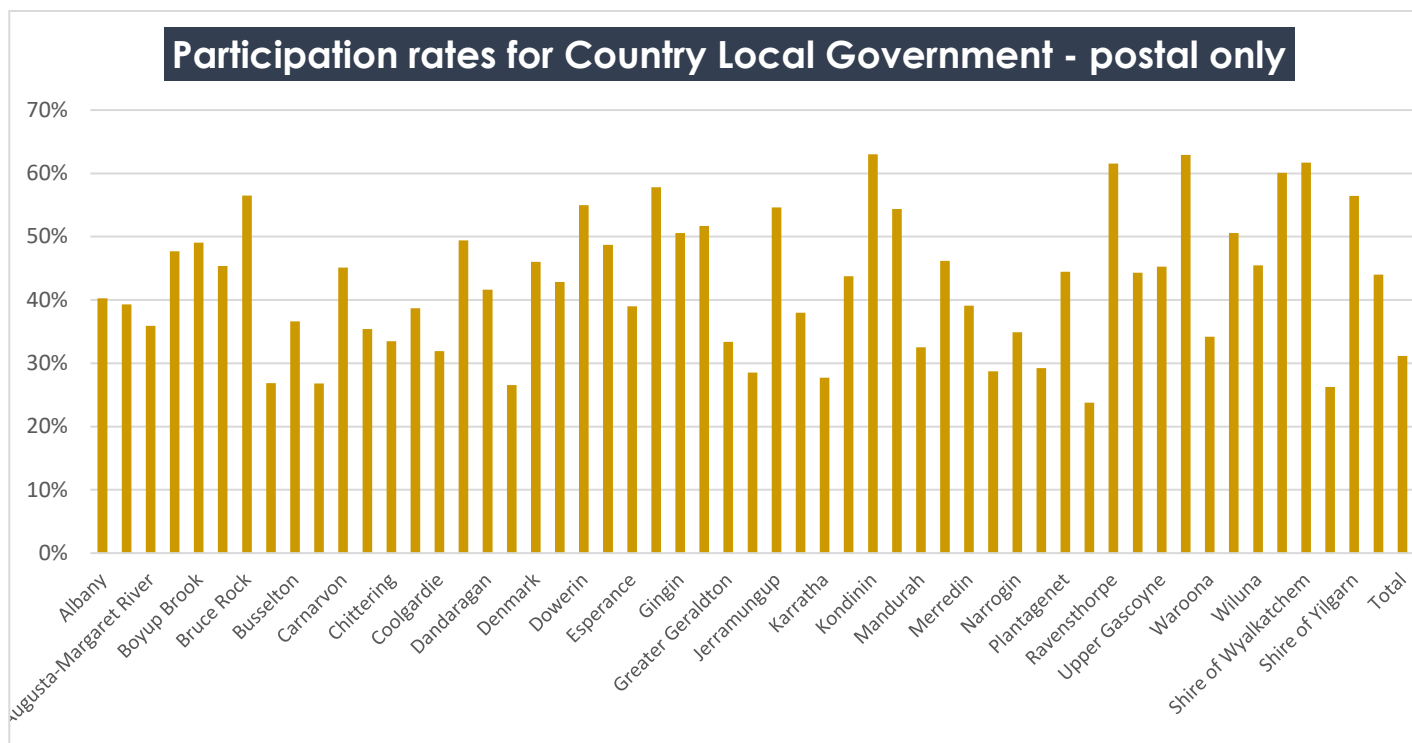
The Shire of Kondinin recorded the highest participation rate for country local governments in 2023 with 63.01%%, with the Shire of Victoria Plains the highest in 2021 with 68.9%.

The Town of Port Hedland was the lowest in 2023 with 23.8%, with the Shire of East Pilbara the lowest in 2021 with 19.1%.

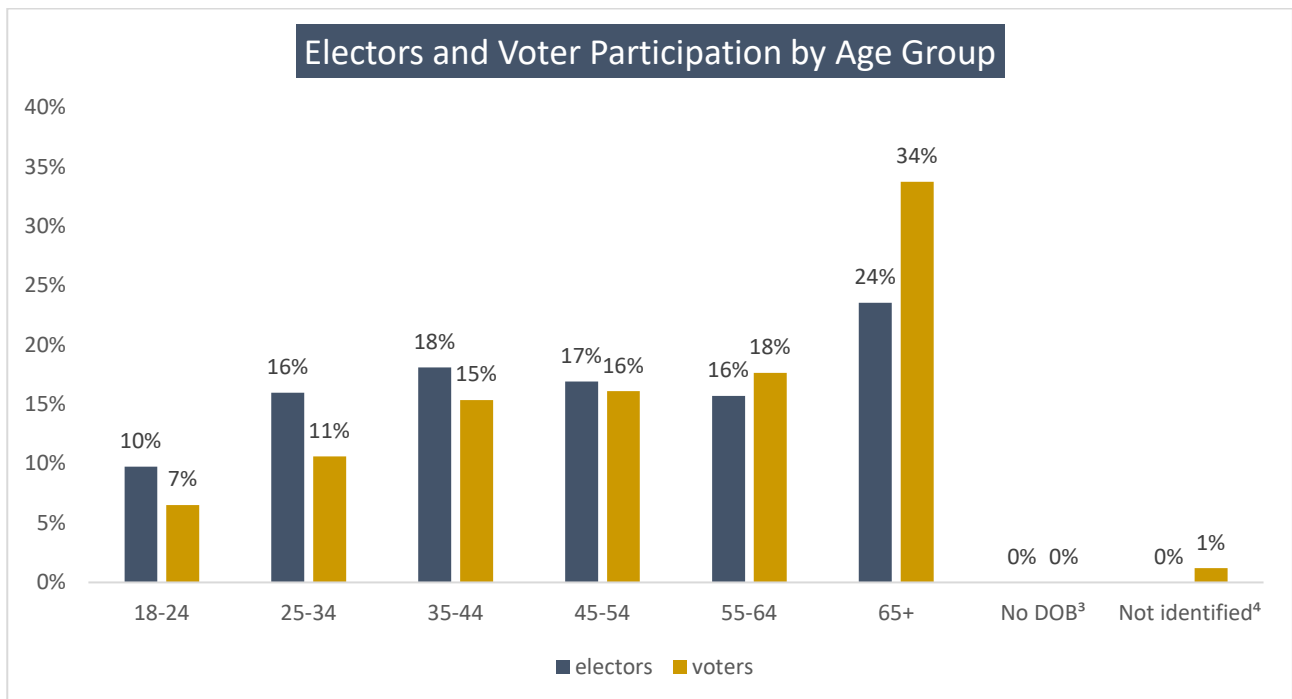
The average participation rate for metropolitan local governments at the 2023 local government elections was 30.6%, compared to a 34.9% average for country districts.



Data source: EMSWA



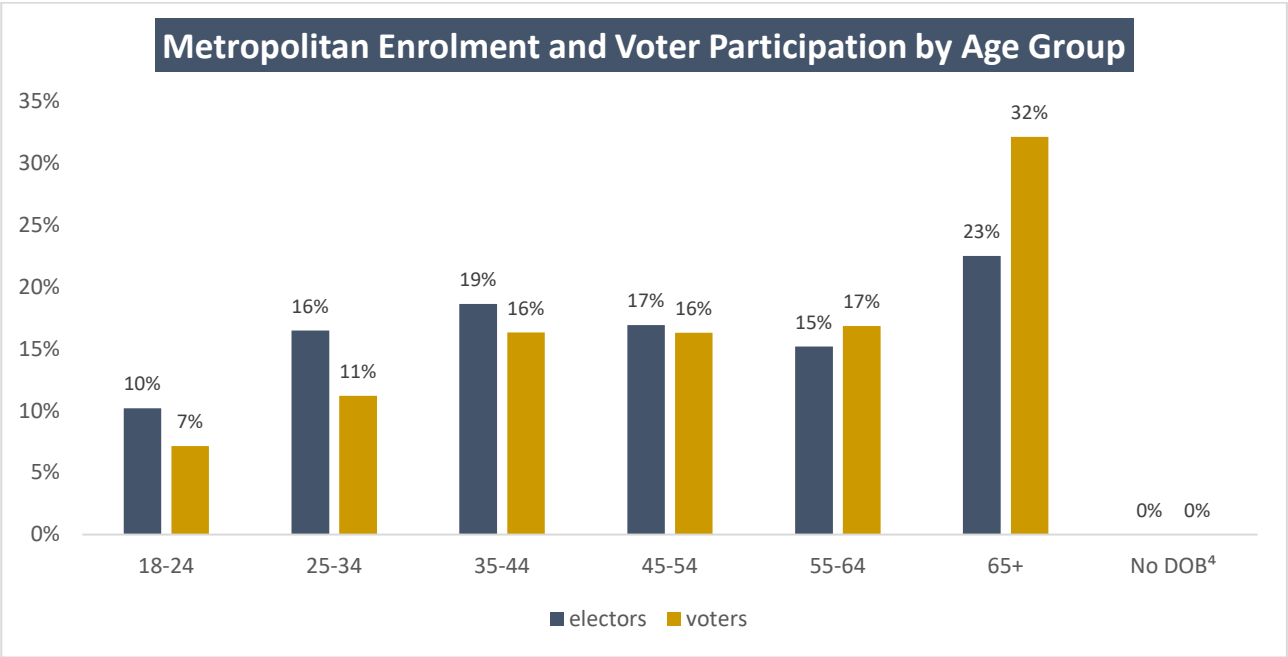
Data source: EMSWA



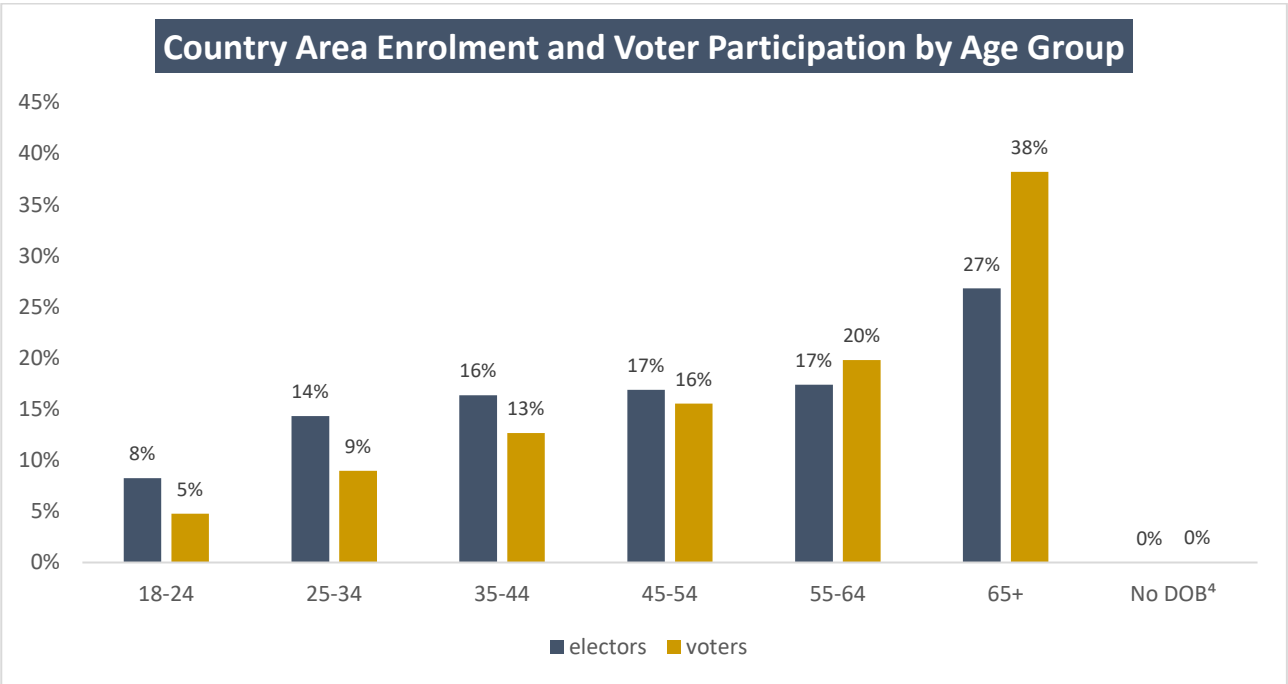
Data source: EMSWA

Appendix 12 shows in further detail the number and percentage of electors and voters by age group.

Enrolment and Voter Participation

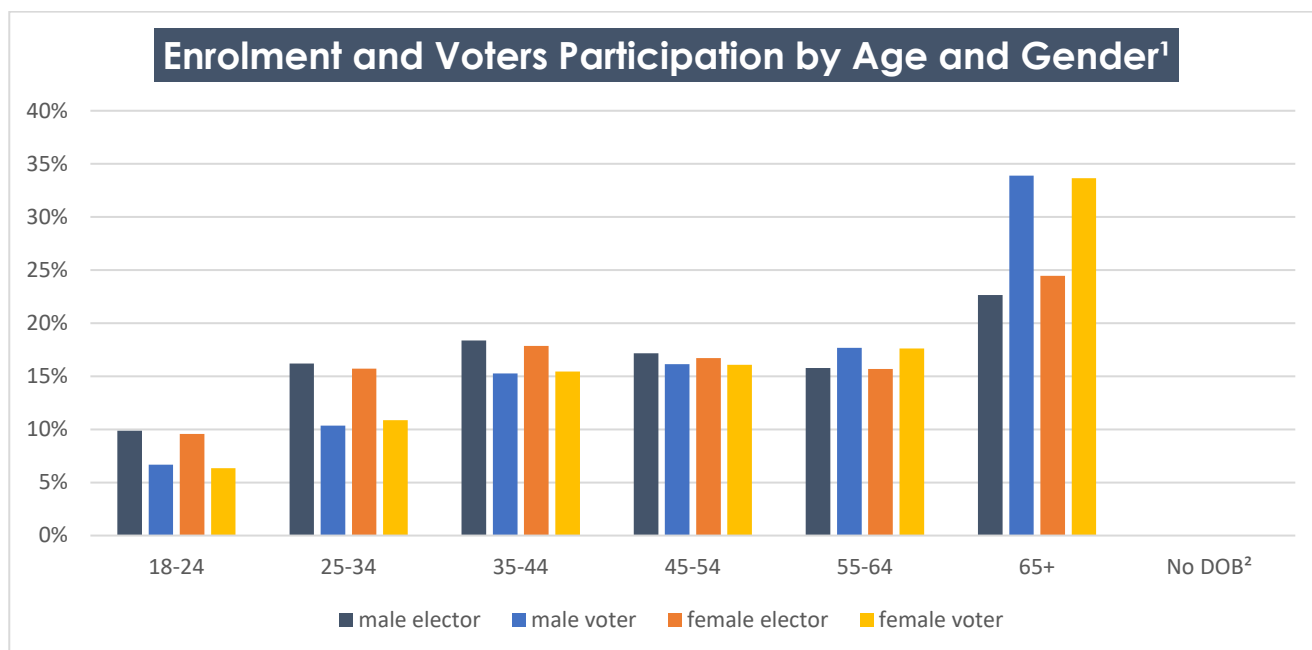


Data source: EMSWA



Data source: EMSWA

Gender of Electors and Voters 2023



¹ Elector figures for contested elections only.

² No DOB - electors for whom a date of birth was not supplied.

Unknown gender (did not disclose): was a total of 1149 electors, representing 0.1% of total voters and 350 voters, representing 0.1% of total voters

Data source: EMSWA

Mail

Late Mail

Unfortunately, some electors did not return their completed postal ballot package in time for them to be included in the count. Late mail details for each Local Government are shown at Appendix 13. 6,027 elector packages were too late to be included in the count, as they were received after the cut-off of five business days after election day. This equates to 0.35% of total packages sent.

The Commission endeavoured to minimise late mail to the processing centre by arranging a special delivery through Australia Post on the morning of election day as well as including relevant messages in the election package and in communications, advertising and media releases.

Voters also had the option of returning their completed package by hand to their local government's polling place(s) by 6.00 pm on election day.

Unclaimed Mail

Of the 1,724,404 election packages dispatched in 2023, 36,208 or 2.1% were returned unclaimed, compared with 2.0% in 2021 (refer Appendix 14).

Costs

At the October 2023 Local Government postal elections, the average cost per elector was \$5.17 compared to \$4.06 at the 2021 postal elections. The cost increase was largely due to postage costs associated with the delivery and return of election packages. Cost increases also arose due to inflationary impacts for example e.g. Increases in salaries for Returning Officers and other casual staff and printing, packaging and distribution costs. The Commission also introduced improved processing procedures and additional resources to supplement the Commission's education and complaints management efforts as well as support to ROs which contributed to some additional costs allocated across all local government clients.

The Commission is required under the Act to conduct Local Government elections on a full accrual cost recovery basis. Whilst cost estimates are provided to local governments prior to the election, the actual cost incurred must be passed on. The cost estimate is based on an approximation of candidate numbers, electors, mailing delivery service used, staffing requirements and the number of returned votes by electors.

Future Directions

The Commission was pleased with the overall conduct of the 2023 Local Government elections. There remain however challenges and opportunities for the Commission moving forward.

Costs

Local Government elections in Western Australia are conducted on a full cost recovery basis and the Commission is mindful of the impact on budgets for Local Governments particularly those smaller local governments. The Commission will continue to be responsible and accountable, plan carefully and use resources and assets wisely, however the cost of doing business will continue to pose challenges as the priority is always to ensure elections are conducted professionally and in accordance with the relevant legislation. The 2023 elections were impacted by recent inflationary pressures being passed on by suppliers and contractors to the Commission. The impact of world-wide disruptions to supply chains and inflationary pressure were cited by several suppliers in justifying their increased costs in 2023. The postal element of local government elections represents a significant pain point not only from the increasing cost of postage but also increases in the cost of paper, ink and machinery used to produce postal voting packages.

With participation rates remaining stubbornly low, many local governments are faced with the increasing cost of postal voting where most packages are discarded by electors and never returned. A switch to in-person voting does not provide the solution given the appallingly low participation rates in some of these elections.

Australia Post

Service and delivery standards by Australia Post continue to be an issue for the Commission particularly in remote and regional areas. Recent changes to the Australia Post service delivery standards allow greater flexibility in the timing of delivery of post by Australia Post but this creates tension when matched against the legislated deadlines imposed by Parliament for election periods. Legislative amendments that provided extra time for distribution and return of election packages assisted in ameliorating these amended Australia Post delivery standards. Given the popularity of the postal voting system for Local Governments, the Commission must continue to work closely with Australia Post and set clear expectations and timeframes with all relevant stakeholders prior to the election.

Challenges in boosting elector turnout at non-compulsory elections

The turnout for Local Government elections continues to hover around the 30% rate in Western Australia. Given the non-compulsory nature of Local Government elections the Commission must continue to look for creative ways to engage with electors, promoting the importance of Local Government elections at every opportunity and simplifying processes to make it as straightforward as possible for electors to participate. The cost

recovery nature of the Commission's operations for local government elections means that increased marketing and advertising activities by the Commission are not possible, without those costs being passed on to local governments. An increased focus by the Commission on stakeholder and community engagement and strong working relationships with relevant organisations such as the Office of Multicultural Interests, WALGA and DLSGCI is hoped to deliver more positive results in the future. Research into the reasons behind elector disinterest in local government elections would be beneficial in developing targeted communications and marketing approaches.

Elector Fatigue in a busy election year - 2025

Since the Local Government elections held in October 2023, a number of extraordinary elections have or are due to be held in councils where seats are unfilled, In 2025, the Commission is due to conduct the State General election on March 8th and a federal election is also due in the first half of 2025 and prior to the Local Government elections to be held in October 2025. Differentiating these events and maintaining elector engagement will be a focus for the Commission through its communications priorities and engagement with electors and stakeholders.


Fatigue for the small permanent Commission workforce is also a challenge with only a short break between completing the state election operations and commencing preparations for local government elections. The Commission is monitoring leave levels in 2024 and 2025 and ensuring where possible additional temporary staff can be engaged to relieve permanent staff taking longer periods of leave.

Efficiencies for the Commission

Commission staff continue to investigate ways to automate or digitise internal manual procedures and practices reducing the need for additional temporary staff to support head office staff and Returning Officers. While front end election practices can be streamlined, unfortunately ultimately the counting of votes remains a largely manual process that requires high numbers of staff and the accompanying cost.

2023

Local Government Statewide Report - Appendices



WESTERN AUSTRALIAN
Electoral Commission

Appendix 1

Enrolment and Voter Participation - postal and in person

District	Enrolment ¹	Voters Participation ²	Percentage Participation
City of Albany	29,107	11,719	40.3%
City of Armadale	62,263	19,775	31.8%
Shire of Ashburton	2,933	1,153	39.3%
Shire of Augusta-Margaret River	12,644	4,539	35.9%
Town of Bassendean	11,741	3,594	30.6%
City of Bayswater	49,146	16,810	34.2%
City of Belmont	27,390	8,456	30.9%
Shire of Beverley	1,415	675	47.7%
Shire of Boddington*		Elected Unopposed	
Shire of Boyup Brook	1,313	644	49.0%
Shire of Bridgetown-Greenbushes	3,888	1,763	45.3%
Shire of Brookton*		Elected Unopposed	
Shire of Broome [^]	8,986	1,846	20.5%
Shire of Broomehill-Tambellup*		Elected Unopposed	
Shire of Bruce Rock	678	383	56.5%
City of Bunbury	24,568	6,604	26.9%
City of Busselton	31,619	11,578	36.6%
Town of Cambridge [^]	20,590	5,334	25.9%
City of Canning	57,123	19,665	34.4%
Shire of Capel	12,951	3,471	26.8%
Shire of Carnarvon	3,362	1,517	45.1%
Shire of Chapman Valley	1,056	374	35.4%
Shire of Chittering	4,401	1,474	33.5%
Town of Claremont	8,147	2,264	27.8%
City of Cockburn	83,425	24,257	29.1%
Shire of Cocos (Keeling) Islands [^]	397	160	40.3%
Shire of Collie	6,749	2,612	38.7%
Shire of Coolgardie	1,912	610	31.9%
Shire of Coorow	947	468	49.4%
Shire of Corrigin*		Elected Unopposed	
Town of Cottesloe	6,218	2,199	35.4%
Shire of Cranbrook [^]	765	259	33.9%
Shire of Cuballing*		Elected Unopposed	
Shire of Cue*		Elected Unopposed	

District	Enrolment¹	Voters Participation²	Percentage Participation
Shire of Dandaragan	2,620	1,091	41.6%
Shire of Dardanup	10,601	2,817	26.6%
Shire of Denmark	5,318	2,448	46.0%
Shire of Derby-West Kimberley^	3,497	230	6.6%
Shire of Donnybrook-Balingup	4,741	2,031	42.8%
Shire of Dowerin	475	261	54.9%
Shire of Dumbleyung*	Elected Unopposed		
Shire of Dundas	382	186	48.7%
Town of East Fremantle	5,872	1,770	30.1%
Shire of East Pilbara^	3,054	315	10.3%
Shire of Esperance	9,813	3,826	39.0%
Shire of Exmouth	1,693	979	57.8%
City of Fremantle	25,178	9,137	36.3%
Shire of Gingin	4,595	2,323	50.6%
Shire of Gnowangerup	768	397	51.7%
Shire of Goomalling*	Elected Unopposed		
City of Gosnells	79,207	25,495	32.2%
City of Greater Geraldton	28,963	9,674	33.4%
Shire of Halls Creek*^	Elected Unopposed		
Shire of Harvey	20,952	5,972	28.5%
Shire of Irwin*	Elected Unopposed		
Shire of Jerramungup	886	484	54.6%
City of Joondalup	117,762	32,604	27.7%
City of Kalamunda	42,495	12,834	30.2%
City of Kalgoorlie-Boulder	17,395	6,604	38.0%
City of Karratha	12,730	3,525	27.7%
Shire of Katanning*	Elected Unopposed		
Shire of Kellerberrin*	Elected Unopposed		
Shire of Kojonup	1,319	577	43.7%
Shire of Kondinin	565	356	63.0%
Shire of Koorda*	Elected Unopposed		
Shire of Kulin*	Elected Unopposed		
City of Kwinana	29,706	9,548	32.1%
Shire of Lake Grace	874	475	54.3%
City of Mandurah	70,328	22,885	32.5%
Shire of Manjimup	6,903	3,187	46.2%
City of Melville	74,550	24,741	33.2%

District	Enrolment¹	Voters Participation²	Percentage Participation
Shire of Menzies^	231	113	48.9%
Shire of Merredin	2,238	875	39.1%
Shire of Moora*		Elected Unopposed	
Shire of Morawa*		Elected Unopposed	
Town of Mosman Park	6,487	2,240	34.5%
Shire of Mount Marshall*		Elected Unopposed	
Shire of Mukinbudin*		Elected Unopposed	
Shire of Mundaring	28,885	8,429	29.2%
Shire of Murchison*		Elected Unopposed	
Shire of Murray	13,997	4,020	28.7%
Shire of Nannup*		Elected Unopposed	
Shire of Narrogin	3,406	1,189	34.9%
City of Nedlands	15,873	5,518	34.8%
Shire of Ngaanyatjaraku*		Elected Unopposed	
Shire of Northam	7,924	2,316	29.2%
Shire of Northampton*		Elected Unopposed	
Shire of Nungarin*		Elected Unopposed	
Shire of Peppermint Grove*		Elected Unopposed	
Shire of Perenjori*		Elected Unopposed	
City of Perth	16,866	6,017	35.7%
Shire of Plantagenet	3,904	1,736	44.5%
Town of Port Hedland	9,018	2,145	23.8%
Shire of Quairading*		Elected Unopposed	
Shire of Ravensthorpe	1,202	740	61.6%
City of Rockingham	93,256	28,889	31.0%
Shire of Sandstone*		Elected Unopposed	
Shire of Serpentine-Jarrahdale^	22,172	3,165	14.3%
Shire of Shark Bay*		Elected Unopposed	
City of South Perth	30,464	10,848	35.6%
City of Stirling	155,560	44,558	28.6%
City of Subiaco*		Elected Unopposed	
City of Swan	105,881	32,990	31.2%
Shire of Three Springs*		Elected Unopposed	
Shire of Toodyay	3,639	1,613	44.3%
Shire of Trayning*		Elected Unopposed	
Shire of Upper Gascoyne	126	57	45.2%
Town of Victoria Park	24,291	7,161	29.5%

District	Enrolment ¹	Voters Participation ²	Percentage Participation
Shire of Victoria Plains	572	360	62.9%
City of Vincent	26,125	7,706	29.5%
Shire of Wandering*		Elected Unopposed	
City of Wanneroo	141,426	37,976	26.9%
Shire of Waroona	3,362	1,149	34.2%
Shire of West Arthur*		Elected Unopposed	
Shire of Wickepin*		Elected Unopposed	
Shire of Williams	712	360	50.6%
Shire of Wiluna	176	80	45.5%
Shire of Wongan-Ballidu*		Elected Unopposed	
Shire of Woodanilling	303	182	60.1%
Shire of Wyalkatchem	381	235	61.7%
Shire of Wyndham-East Kimberley	3,712	975	26.3%
Shire of Yalgoo*		Elected Unopposed	
Shire of Yilgarn	682	385	56.5%
Shire of York	2,989	1,315	44.0%
Total	1,784,836	556,317	31.2%

¹ Enrolment - Electors figures for contested elections.

² the voters participation consists of the number of returned voting packages.

^ - in person elections

Appendix 2

2023 Local Government Ordinary Postal Election Timeline

POSTAL ELECTION TIMETABLE 2023 Local Government Ordinary Election *				
Days to Polling Day	Day	Date	Election Events	References to Act / Regs
80	Wed	2/08/2023	Last day for declaration to have the Electoral Commissioner conduct a postal election. A decision made to conduct the election as a postal election cannot be rescinded after the 80th day.	LGA 4.20(2)(3)(4) LGA 4.61(5)
77	Sat	5/08/2023	Electoral Commissioner to appoint a person to be the Returning Officer of the Local Government for the election.	LGA 4.20(4)
77 to 63	Sat to Sat	5/08/2023 to 19/08/2023	Between the 77th / 63rd day the CEO is to give Statewide public notice of the time and date of close of enrolments. * Preferred date: Wednesday 9 August 2023	LGA 4.39(2)
63	Sat	19/08/2023	Last day for the CEO to advise the Electoral Commissioner of the need to prepare a residents roll. Advertising may begin for nominations from 63 days and no later than 52 days before election day. * Preferred date: Wednesday 23 August 2023	LGA 4.40(1) LGA 4.47(1)
57	Fri	25/08/2023	Roll Close Close roll 5.00 pm.	LGA 4.39(1)
52	Wed	30/08/2023	Last day for advertisement to be placed calling for nominations.	LGA 4.47(1)
51	Thu	31/08/2023	Nominations Open First day for candidates to lodge completed nomination paper, in the prescribed form, with the Returning Officer. Nominations period is open for 8 days.	LGA 4.49(a)
44	Thu	7/09/2023	Close of Nominations 4.00 pm on the 44th day before election day.	LGA 4.49(a)
43	Fri	8/09/2023	Last day for the CEO to prepare and certify an owners and occupiers roll for the election. Last day for the Electoral Commissioner to prepare and certify a residents roll.	LGA 4.41(1) LGA 4.40(2)
36	Fri	15/09/2023	Commencement of lodgement of Country Local Government District election packages with Australia Post. Delivery dependent on normal Australia Post standards.	
31	Wed	20/09/2023	* Preferred date for Notice of Election Commencement of lodgement of Metropolitan Local Government District election packages with Australia Post. Delivery dependent on normal Australia Post standards.	LGA 4.64(1)
29	Fri	22/09/2023	The preparation of any consolidated roll under subregulation (1) be completed on or before 29th day before election day.	Reg. 18(2)
26	Mon	25/09/2023	Public Holiday Last day for the Returning Officer to give Statewide public notice of the election. * Preferred date: Wednesday 20 September 2023	LGA 4.64(1)
19	Mon	2/10/2023	Commence processing returned election packages.	
0	Sat	21/10/2023	ELECTION DAY - Close of poll 6.00 pm	LGA 4.7
As soon as practicable			Declaration and Notice of Election Result by the Returning Officer	LGA 4.77

Post Declaration of Results Events			References to Act / Regs
Within 14 days	Report to Minister. The report relating to an election under section 4.79 is to be provided to the Minister within 14 days after the declaration of the result of the election.		Reg. 81
Within 28 days	An invalidity complaint is to be made to a Court of Disputed Returns, constituted by a magistrate, but can only be made within 28 days after notice is given of the result of the election.		LGA 4.81(1)

* Dates subject to change

Appendix 3

2023 Local Government Ordinary In Person Election Timeline

IN PERSON ELECTION TIMETABLE 2023 Local Government Ordinary Election *				
Days to Polling Day	Day	Date	Election Events	References to Act / Regs
80	Wed	2/08/2023	Last day for declaration to have the Electoral Commissioner conduct an in person election.	LGA 4.20(2)(3)(4)
77	Sat	5/08/2023	Electoral Commissioner to appoint a person to be the Returning Officer of the Local Government for the election.	LGA 4.20(4)
77 to 63	Sat to Sat	5/08/2023 to 19/08/2023	Between the 77th / 63rd day the CEO is to give Statewide public notice of the time and date of close of enrolments. * Preferred date: Wednesday 9 August 2023	LGA 4.39(2)
63	Sat	19/08/2023	Last day for the CEO to advise the Electoral Commissioner of the need to prepare a residents roll. Advertising may begin for nominations from 63 days and no later than 52 days before election day. * Preferred date: Wednesday 23 August 2023	LGA 4.40(1) LGA 4.47(1)
57	Fri	25/08/2023	Roll Close Close roll 5.00 pm.	LGA 4.39(1)
52	Wed	30/08/2023	Last day for advertisement to be placed calling for nominations.	LGA 4.47(1)
51	Thu	31/08/2023	Nominations Open First day for candidates to lodge completed nomination paper, in the prescribed form, with the Returning Officer. Nominations period is open for 8 days.	LGA 4.49(a)
44	Thu	7/09/2023	Close of Nominations 4.00 pm on the 44th day before election day.	LGA 4.49(a)
43	Fri	8/09/2023	Last day for the CEO to prepare and certify an owners and occupiers roll for the election. Last day for the Electoral Commissioner to prepare and certify a residents roll.	LGA 4.41(1) LGA 4.40(2)
31	Wed	20/09/2023	* Preferred date for Notice of Election Issuing of postal election packages is to commence on the date of election notice or as soon as practicable after this day. Commencement of absent voting to be on the date of election notice or as soon as practicable after this day. Commencement of early voting to be on the date of election notice or as soon as practicable after this day.	LGA 4.64(1) Reg. 44(2) Reg. 54(2) Reg. 59(2)
29	Fri	22/09/2023	The preparation of any consolidated roll under subregulation (1) be completed on or before 29th day before election day.	Reg. 18(2)
26	Mon	25/09/2023	Public Holiday Last day for the Returning Officer to give Statewide public notice of the election. * Preferred date: Wednesday 20 September 2023	LGA 4.64(1)
4	Tue	17/10/2023	Absent voting closes 4.00 pm Issuing of Postal Votes closes 4.00 pm	Reg. 54(2) Reg. 37(3)
1	Fri	20/10/2023	Early voting closes 4.00 pm	Reg. 59(2)
0	Sat	21/10/2023	ELECTION DAY - Close of poll 6.00 pm	LGA 4.7
As soon as practicable			Declaration and Notice of Election Result by the Returning Officer	LGA 4.77

Post Declaration of Results Events			References to Act / Regs
Within 14 days	Report to Minister. The report relating to an election under section 4.79 is to be provided to the Minister within 14 days after the declaration of the result of the election.		Reg. 81
Within 28 days	An invalidity complaint is to be made to a Court of Disputed Returns, constituted by a magistrate, but can only be made within 28 days after notice is given of the result of the election.		LGA 4.81(1)

* Dates subject to change

Appendix 4

Returning Officers in 2023

Local Government Name	Returning Officer Name
City of Albany	Sally Thomas
City of Armadale	Caitlyn Noonan
Shire of Ashburton	Garry Waldron
Shire of Augusta-Margaret River	Brian Warbey
Town of Bassendean	Andrew Wilson
City of Bayswater	Barry Shelton
City of Belmont	Garry Duijckers
Shire of Beverley	Natalie Ashworth
Shire of Boddington **	Nikki Goodridge
Shire of Boyup Brook	Malcolm Armstrong
Shire of Bridgetown-Greenbushes	Elizabeth Doust
Shire of Brookton **	Hazel Martin
Shire of Broome	Garry Hawkes
Shire of Broomehill-Tambellup **	Courtney Wilson
Shire of Bruce Rock	Rochelle Guest
City of Bunbury	Andrew Cousins
City of Busselton	Vicki Small
Town of Cambridge	Leonie Veitch
City of Canning	Ken McIntosh
Shire of Capel	Catherine Smallwood
Shire of Carnarvon	Max Tangi
Shire of Chapman Valley	Vanessa Heinrich
Shire of Chittering	David Burt
Town of Claremont	Vanessa Phillips
City of Cockburn	Tracey Elliott
Shire of Cocos (Keeling) Islands	Paul Roberts
Shire of Collie	Bill Collett
Shire of Coolgardie	Quyen Plet
Shire of Coorow	Graeme Maley
Shire of Corrigin **	Raelene Walsh
Town of Cottesloe	Lisa Wilkinson

Local Government Name	Returning Officer Name
Shire of Cranbrook	Cherie Doyle
Shire of Cuballing **	Sarah Hawksley
Shire of Cue **	Stephanie Wandek
Shire of Dandaragan	Peter Lyons
Shire of Dardanup	Caroline Cousins
Shire of Denmark	Alison Walmsley
Shire of Derby-West Kimberley	William Hart
Shire of Donnybrook-Balingup	Linda Wilson
Shire of Dowerin	De-Anne Giles
Shire of Dumbleyung **	Michelle Thomas
Shire of Dundas	Eric Plet
Town of East Fremantle	Casey Ashby
Shire of East Pilbara	Carole Winfield
Shire of Esperance	Josefa Peczka
Shire of Exmouth	Steve Tweedie
City of Fremantle	Liz Houlton
Shire of Gingin	Carrie Edwards
Shire of Gnowangerup	Leanne Green
Shire of Goomalling **	Susan Dew
City of Gosnells	Shaun Major
City of Greater Geraldton	Michelle Harvey
Shire of Halls Creek **	Stewart Darby
Shire of Harvey	Jeff Gale
Shire of Irwin **	Robert Mark
Shire of Jerramungup	Christine Weedon
City of Joondalup	Michaela Miller
City of Kalamunda	Kellie Foster
City of Kalgoorlie-Boulder	David Roberts
City of Karratha	Sharyn Morrow
Shire of Katanning **	Mark Hancock
Shire of Kellerberrin **	Martin Morris
Shire of Kojonup	Tanya Martin
Shire of Kondinin	Raelene Walsh
Shire of Koorda **	Beverley Harrup

Local Government Name	Returning Officer Name
Shire of Kulin **	Carol Mouritz
City of Kwinana	Cornel Scheibling
Shire of Lake Grace	Nadene Doherty
City of Mandurah	Kevan Waters
Shire of Manjimup	Natalie Callaghan
City of Melville	Mark Ducksbury
Shire of Menzies	Ivo Da Silva
Shire of Merredin	Wendy Porter
Shire of Moora **	Sue-Marie McCagh
Shire of Morawa **	Lisa Smith
Town of Mosman Park	Amber Cooper
Shire of Mt Marshall **	Lauren Grylls
Shire of Mukinbudin **	Amy Curnow
Shire of Mundaring	Sarah Jorgensen
Shire of Murchison **	Frances Pollock
Shire of Murray	Jim Felvus
Shire of Nannup **	Kerry Kerr
Shire of Narrogin	Carly Smith
City of Nedlands	Niamh Corbett
Shire of Ngaanyatjaraku **	Samantha Richardson
Shire of Northam	Hayley Fitzsimmons
Shire of Northampton **	Luisa Stade
Shire of Nungarin **	Debbie Morris
Shire of Peppermint Grove **	Kristina Aust
Shire of Perenjori **	Denika Clark
City of Perth	Brian Robartson
Shire of Plantagenet	Julie Dupe
Town of Port Hedland	Eugene (George) Osinski
Shire of Quairading **	Helen Fraser
Shire of Ravensthorpe	Charlene O'Brien
City of Rockingham	Vesna Harrison
Shire of Sandstone **	Kim Moon
Shire of Serpentine-Jarrahdale	Kathy Gecan
Shire of Shark Bay **	Graham Little

Local Government Name	Returning Officer Name
City of South Perth	Julieen Dungey
City of Stirling	Louise Foppoli
City of Subiaco **	Gavin Cotterell
City of Swan	Adrian Malkovic*
Shire of Three Springs **	Adam Bedwell
Shire of Toodyay	Sandra Hartley
Shire of Trayning **	Ann Tuppen
Shire of Upper Gascoyne	Ainsley Hardie
Town of Victoria Park	Lyn Cavanagh
Shire of Victoria Plains	Robert Dew
City of Vincent	Kirk Dillon
Shire of Wandering **	Roxanne Crowe
City of Wanneroo	Brian McNamara
Shire of Waroona	Rosemarree Reynolds-Davis
Shire of West Arthur **	Nola (Lorraine) Carter
Shire of Wickepin **	Gail (Marilyn) Macnab
Shire of Williams	Sarah Hawksley
Shire of Wiluna	Scott Olsen
Shire of Wongan-Ballidu **	Andrea Bear
Shire of Woodanilling	Annabel Paulley
Shire of Wyalkatchem	Nikki Towell
Shire of Wyndham East Kimberley	Lincoln Heading
Shire of Yalgoo **	Michelle Meilak
Shire of Yilgarn	Lisa Boso
Shire of York	Sarah Fitzsimmons
<p>** Elected unopposed</p> <p>* Resigned 26 October 2023, prior to declaring election results.</p>	

Appendix 5

LG Customer Service Charter

2023

Local Government Election

SERVICE CHARTER



WESTERN AUSTRALIAN
Electoral Commission

Local Governments

Service Commitments

Local Governments that have asked the Electoral Commissioner to conduct their elections can expect the following:

- Elections to be conducted impartially, effectively, efficiently and professionally
- Compliance with all legislative and regulatory requirements
- Timely provision of election cost estimates for consideration by Council
- Consultation with Commission staff either face-to-face or via telephone to determine each local government's election requirements such as polling place locations, advertising and candidate information sessions
- Completion of key milestones
- The appointment of competent, informed and well-trained Returning Officers
- Council staff needed to perform nominated electoral duties to be given appropriate training, including the provision of suitable manuals and guides
- Provision of accurate and complete certified electoral rolls and enrolment data
- Provision of comprehensive election information on the Commission's website along with accurate and timely election results
- Helpful and courteous support and advice from Commission staff
- Clear points of contact for election related matters
- The opportunity to provide the Commission with feedback both during and after the election
- Timely provision of candidate refund reports to Local Governments
- Provision of a comprehensive election report specific to each local government
- Results of post-election stakeholder surveys to be reported back to local government CEOs.

Service Standards

- Postal election cost estimates to be provided to existing local government customers
- Input into each local government's election requirements
- Certified electoral rolls to be provided to local governments before the close of nominations
- Notification of election results to the Minister for Local Government
- Candidate refund reports to be provided to local governments in a user friendly format
- Provision of individualised election reports and election invoices to local governments
- All complaints and enquiries to be actioned or acknowledged within 24 hours or the next business day and further responded to as soon as practicable.

Local Governments

Local Government Assistance to the Commission

In effectively and cost efficiently conducting elections for local governments, the Commission requires the assistance of local government management and staff in regard to:

- Suitable polling place locations
- Localised promotion of the elections in community newspapers, notice boards, libraries, websites and the like
- Responding to requests for information by the Commission accurately, thoroughly and in a timely manner
- Supplying local government staff to issue Replacement Election Packages prior to election day (postal elections)
- Supplying local government staff to issue early votes prior to election day (in person elections)
- Abiding by any legal requirements and other obligations regarding payment for electoral services
- Maintaining an accurate owners & occupiers roll in accordance with legislative requirements and ensuring its completeness prior to the Commission creating the merged roll.

Note: Some of the above activities can be undertaken or arranged by the Commission (e.g. the hiring of casual staff to issue replacement votes), but associated costs will need to be recouped from the local government in accordance with provisions of the Local Government Act 1995.

Candidates

Service Commitments

Candidates nominating for Mayoral, Shire President or Councillor positions can expect the following:

- Clear, accurate and timely information about their rights and responsibilities as a candidate
- Access to a recorded candidate webinar information session hosted by WALGA
- Provision of information for candidates required for an effective nomination
- Efficient and timely nomination processes, with the ability to negotiate a mutually convenient time to nominate with the Returning Officer
- Timely provision of accurate electoral roll data for the district or ward they are contesting
- Advice about when election packages will be lodged with Australia Post for delivery to electors
- Advice and accurate information relating to the appointment of scrutineers
- Helpful and courteous service and advice from Commission electoral staff
- Online access to accurate and timely election results
- The opportunity to provide feedback to the Commission via a survey after the election.

Service Standards

- Access to the relevant district or ward electoral roll in electronic form before the close of nominations
- All complaints and enquiries to be actioned or acknowledged within 24 hours or the next business day and further responded to as soon as practicable.

Candidate Assistance to the Commission

- Nominating candidates have all necessary requirements ready for their agreed meeting time with the Returning Officer, including compliant profile, suitable photograph image (optional) and nomination fee
- Scrutineers are correctly appointed in a timely fashion
- Complaints are made in writing to the Returning Officer or the WA Electoral Commission
- Requests for information or advice are made through the Returning Officer in the first instance
- All candidate election material and advertising is correctly authorised.

Electors

Service Commitments

Eligible Western Australian electors can expect the following:

- Accurate and complete electoral rolls for each Local Government district and/ or ward
- Accurate, user-friendly and timely information about when, how and where to vote
- Ballot papers, postal election packages, statutory advertising, a website and other election materials that are accurate, timely and easy to read and understand
- The receipt of election packages where applicable with sufficient time to allow all electors to return their completed voting papers prior to election day (subject to unexpected Australia Post delivery delays)
- Helpful and responsive call centre, enquiry and complaints management services
- Courteous, informed and helpful electoral staff
- Accurate and timely reporting of election results and figures.

Service Standards

- All postal election packages are posted to electors at least three weeks before polling day (postal elections)
- Ballot papers are available for the issuing of early votes from the date of the election notice (voting in person elections)
- All advertised polling places are accessible and open between the hours of 8.00 am and 6.00 pm on polling day unless earlier closing time agreed with local governments (Electors in postal elections only attend on polling day to return a completed election package)
- All formal complaints and enquiries to be acknowledged within 24 hours or the next business day and further responded to as soon as practicable.

Elector Assistance to the Commission

- The elector certificate included on the declaration envelope within each postal vote package must be signed by the elector to ensure their ballot paper(s) can be admitted to the count
- Ballot papers are completed in accordance with instructions to ensure a formal vote is lodged
- Completed postal vote packages are posted or hand delivered in time to reach the Returning Officer by 6.00 pm on election day.

Electoral Staff

Service Commitments

At local government elections, local government staff, Commission personnel and casual staff may be appointed to roles involved in the conduct of the election. All electoral staff appointed by the Commission can expect:

- Appropriate and sufficient training for the role to be performed
- Provision of easy-to-read training materials, manuals and/or guides
- Clear points of contact for all enquiries.
- For casual staff:
 - Working efficiently with the recruitment agency to ensure timely recruitment processes, information concerning their conditions of employment, location, remuneration and position responsibilities
 - accurate and timely payment, subject to all the necessary information being provided to the Commission.

Service Standards

- Electoral staff receive accurate and timely information on their responsibilities and entitlements
- All electoral staff are provided with the appropriate training manual or material in advance of performing their duties
- All complaints and enquiries to be actioned or acknowledged within 24 hours or the next business day and further responded to as soon as practicable.

Electoral Staff Assistance to the Commission

- Electoral staff read and understand the training and instructional material provided and seek clarification or assistance where required
- Employment and payment forms are completed accurately and returned in a timely manner
- Timesheets are completed accurately and approved.

Further Information

Information relating to the 2023 local government ordinary elections will be progressively published on the Commission's website at www.elections.wa.gov.au.

The website includes a permanent enrolment checking service for electors, while voting information and links related to each location government election being run by the Commission will be progressively updated in the lead-up to the election period.

For prospective candidates, as well as various guideline documents and downloadable forms, the Commission's website includes access to the Nomination Builder program which individuals can use to complete the nomination form and develop their candidate profile in advance of meeting with the Returning Officer to formally submit their nomination. The contact details for each Returning Officer will also be available online just prior to the opening of the nominations period.

Election results for each local government will be progressively published on the website as they become available on election night.

The Commission will operate a telephone information service during normal business hours throughout the election period - call **13 63 06**.

Once appointed, local government staff and candidates are encouraged to contact their Returning Officer in the first instance with any election related enquiries.

Appendix 6

Replacement and Provisional Votes Issued

Replacement - A replacement election package refers to a set of voting materials that is issued to an elector who has mislaid or not received their original election package.

Provisional - Where an elector, at a polling place, is unable to vote but believes they are entitled to do so, the elector is issued a provisional vote. The elector signs a declaration, and provides other details, which is used to determine their eligibility to vote prior to the ballot paper being included in the count.

District	Replacement Votes	Provisional Votes
City of Albany	229	0
City of Armadale	147	0
Shire of Ashburton	39	0
Shire of Augusta-Margaret River	101	0
Town of Bassendean	22	0
City of Bayswater	206	3
City of Belmont	142	0
Shire of Beverley	17	0
Shire of Boddington*	Elected Unopposed	
Shire of Boyup Brook	15	0
Shire of Bridgetown-Greenbushes	35	0
Shire of Brookton*	Elected Unopposed	
Shire of Broomehill-Tambellup*	Elected Unopposed	
Shire of Bruce Rock	40	0
City of Bunbury	45	0
City of Busselton	247	0
City of Canning	150	0
Shire of Capel	14	0
Shire of Carnarvon	93	27
Shire of Chapman Valley	0	0
Shire of Chittering	1	0
Town of Claremont	18	1
City of Cockburn	43	0
Shire of Collie	24	0
Shire of Coolgardie	26	0
Shire of Coorow	5	0
Shire of Corrigin*	Elected Unopposed	
Town of Cottesloe	82	2
Shire of Cuballing*	Elected Unopposed	

Shire of Cue*	Elected Unopposed	
Shire of Dandaragan	8	0
Shire of Dardanup	11	0
Shire of Denmark	60	1
Shire of Donnybrook-Balingup	40	2
Shire of Dowerin	2	0
Shire of Dumbleyung*	Elected Unopposed	
Shire of Dundas	8	0
Town of East Fremantle	15	0
Shire of Esperance	78	0
Shire of Exmouth	15	4
City of Fremantle	158	0
Shire of Gingin	29	0
Shire of Gnowangerup	4	0
Shire of Goomalling*	Elected Unopposed	
City of Gosnells	305	1
City of Greater Geraldton	227	0
Shire of Harvey	36	0
Shire of Irwin*	Elected Unopposed	
Shire of Jerramungup	6	0
City of Joondalup	115	0
City of Kalamunda	94	1
City of Kalgoorlie-Boulder	150	0
City of Karratha	177	3
Shire of Katanning*	Elected Unopposed	
Shire of Kellerberrin*	Elected Unopposed	
Shire of Kojonup	21	0
Shire of Kondinin	13	0
Shire of Koorda*	Elected Unopposed	
Shire of Kulin*	Elected Unopposed	
City of Kwinana	67	0
Shire of Lake Grace	1	0
City of Mandurah	159	5
Shire of Manjimup	216	0
City of Melville	231	0
Shire of Merredin	11	0
Shire of Moora*	Elected Unopposed	
Shire of Morawa*	Elected Unopposed	
Town of Mosman Park	46	0

Shire of Mount Marshall*	Elected Unopposed	
Shire of Mukinbudin*	Elected Unopposed	
Shire of Mundaring	64	0
Shire of Murchison*	Elected Unopposed	
Shire of Murray	13	0
Shire of Nannup*	Elected Unopposed	
Shire of Narrogin	32	0
City of Nedlands	86	0
Shire of Ngaanyatjaraku*	Elected Unopposed	
Shire of Northam	13	0
Shire of Northampton*	Elected Unopposed	
Shire of Nungarin*	Elected Unopposed	
Shire of Peppermint Grove*	Elected Unopposed	
Shire of Perenjori*	Elected Unopposed	
City of Perth	186	7
Shire of Plantagenet	22	0
Town of Port Hedland	151	0
Shire of Quairading*	Elected Unopposed	
Shire of Ravensthorpe	6	0
City of Rockingham	79	0
Shire of Sandstone*	Elected Unopposed	
Shire of Shark Bay*	Elected Unopposed	
City of South Perth	151	1
City of Stirling	276	10
City of Subiaco*	Elected Unopposed	
City of Swan	182	1
Shire of Three Springs*	Elected Unopposed	
Shire of Toodyay	35	3
Shire of Trayning*	Elected Unopposed	
Shire of Upper Gascoyne	2	0
Town of Victoria Park	89	0
Shire of Victoria Plains	12	0
City of Vincent	120	9
Shire of Wandering*	Elected Unopposed	
City of Wanneroo	173	3
Shire of Waroona	12	0
Shire of West Arthur*	Elected Unopposed	
Shire of Wickepin*	Elected Unopposed	
Shire of Williams	8	0

Shire of Wiluna	8	0
Shire of Wongan-Ballidu*	Elected Unopposed	
Shire of Woodanilling	7	0
Shire of Wyalkatchem	11	0
Shire of Wyndham-East Kimberley	2	0
Shire of Yalgoo*	Elected Unopposed	
Shire of Yilgarn	9	0
Shire of York	58	2
Total	5,851	86

Appendix 7

Reasons for rejection of voter packages

District	Declaration Not Signed	Declaration Missing	Other	Total
City of Albany	75	126	3	204
City of Armadale	197	285	9	491
Shire of Ashburton	22	9	2	33
Shire of Augusta-Margaret River	40	46	6	92
Town of Bassendean	39	40	3	82
City of Bayswater	162	276	2	440
City of Belmont	88	172	5	265
Shire of Beverley	6	0	0	6
Shire of Boddington*	Elected Unopposed			
Shire of Boyup Brook	11	6	0	17
Shire of Bridgetown-Greenbushes	8	21	0	29
Shire of Brookton*	Elected Unopposed			
Shire of Broomehill-Tambellup*	Elected Unopposed			
Shire of Bruce Rock	6	3	0	9
City of Bunbury	71	84	2	157
City of Busselton	98	138	2	238
City of Canning	170	291	4	465
Shire of Capel	45	39	3	87
Shire of Carnarvon	20	25	1	46
Shire of Chapman Valley	5	1	0	6
Shire of Chittering	23	9	1	33
Town of Claremont	35	12	0	47
City of Cockburn	297	197	6	500
Shire of Collie	29	56	1	86
Shire of Coolgardie	11	4	1	16
Shire of Coorow	2	5	0	7
Shire of Corrigin*	Elected Unopposed			
Town of Cottesloe	26	29	2	57
Shire of Cuballing*	Elected Unopposed			
Shire of Cue*	Elected Unopposed			
Shire of Dandaragan	7	13	0	20
Shire of Dardanup	32	47	1	80
Shire of Denmark	15	22	1	38

District	Declaration Not Signed	Declaration Missing	Other	Total
Shire of Donnybrook-Balingup	22	18	1	41
Shire of Dowerin	3	0	0	3
Shire of Dumbleyung*	Elected Unopposed			
Shire of Dundas	3	3	0	6
Town of East Fremantle	16	13	1	30
Shire of Esperance	34	49	1	84
Shire of Exmouth	10	4	1	15
City of Fremantle	122	71	18	211
Shire of Gingin	12	16	0	28
Shire of Gnowangerup	4	4	2	10
Shire of Goomalling*	Elected Unopposed			
City of Gosnells	252	453	3	708
City of Greater Geraldton	81	144	1	226
Shire of Harvey	53	108	1	162
Shire of Irwin*	Elected Unopposed			
Shire of Jerramungup	5	3	1	9
City of Joondalup	364	273	7	644
City of Kalamunda	133	148	3	284
City of Kalgoorlie-Boulder	73	96	10	179
City of Karratha	36	64	0	100
Shire of Katanning*	Elected Unopposed			
Shire of Kellerberrin*	Elected Unopposed			
Shire of Kojonup	9	7	1	17
Shire of Kondinin	2	5	1	8
Shire of Koorda*	Elected Unopposed			
Shire of Kulin*	Elected Unopposed			
City of Kwinana	116	132	1	249
Shire of Lake Grace	5	3	0	8
City of Mandurah	265	297	11	573
Shire of Manjimup	24	51	1	76
City of Melville	270	289	6	565
Shire of Merredin	12	5	1	18
Shire of Moora*	Elected Unopposed			
Shire of Morawa*	Elected Unopposed			
Town of Mosman Park	24	18	0	42
Shire of Mount Marshall*	Elected Unopposed			
Shire of Mukinbudin*	Elected Unopposed			

District	Declaration Not Signed	Declaration Missing	Other	Total
Shire of Mundaring	88	76	2	166
Shire of Murchison*	Elected Unopposed			
Shire of Murray	33	69	1	103
Shire of Nannup*	Elected Unopposed			
Shire of Narrogin	16	11	0	27
City of Nedlands	49	50	0	99
Shire of Ngaanyatjaraku*	Elected Unopposed			
Shire of Northam	22	30	0	52
Shire of Northampton*	Elected Unopposed			
Shire of Nungarin*	Elected Unopposed			
Shire of Peppermint Grove*	Elected Unopposed			
Shire of Perenjori*	Elected Unopposed			
City of Perth	39	77	1	117
Shire of Plantagenet	13	13	0	26
Town of Port Hedland	17	24	10	51
Shire of Quairading*	Elected Unopposed			
Shire of Ravensthorpe	12	7	1	20
City of Rockingham	371	0	4	375
Shire of Sandstone*	Elected Unopposed			
Shire of Shark Bay*	Elected Unopposed			
City of South Perth	86	100	6	192
City of Stirling	467	597	14	1,078
City of Subiaco*	Elected Unopposed			
City of Swan	328	454	3	785
Shire of Three Springs*	Elected Unopposed			
Shire of Toodyay	9	18	1	28
Shire of Trayning*	Elected Unopposed			
Shire of Upper Gascoyne	0	0	0	0
Town of Victoria Park	69	101	3	173
Shire of Victoria Plains	1	3	0	4
City of Vincent	76	67	0	143
Shire of Wandering*	Elected Unopposed			
City of Wanneroo	343	633	6	982
Shire of Waroona	14	9	1	24
Shire of West Arthur*	Elected Unopposed			
Shire of Wickepin*	Elected Unopposed			
Shire of Williams	3	7	1	11

District	Declaration Not Signed	Declaration Missing	Other	Total
Shire of Wiluna	0	0	1	1
Shire of Wongan-Ballidu*	Elected Unopposed			
Shire of Woodanilling	1	2	1	4
Shire of Wyalkatchem	2	1	0	3
Shire of Wyndham-East Kimberley	7	7	0	14
Shire of Yalgoo*	Elected Unopposed			
Shire of Yilgarn	7	3	1	11
Shire of York	11	10	1	22
Total	5,574	6,599	185	12,358

Appendix 8

Election Results (Postal Elections)

CITY OF ALBANY

MAYOR

Candidate	Votes	Expiry of term
MACLAREN, Lynn	1,765 (15.71%)	
STOCKS, Greg	3,878 (34.51%)	16 October 2027
KNEEBONE, Cheryl	231 (2.06%)	
BENSON-LIDHOLM, Matt	836 (7.44%)	
LEARY, Scott	2,263 (20.14%)	
KELLY, Ken	862 (7.67%)	
THOMSON, Chris	1,402 (12.48%)	
Total Valid Votes	11,237	
Informal	60 (0.53%)	
Total Votes Received	11,297	

ALBANY

Candidate	Votes	Expiry of term
BENSON-LIDHOLM, Matt	999 (8.95%)	
MCRAE, Jennifer	970 (8.69%)	
McKINLEY, Craig	1,268 (11.36%)	16 October 2027
PFEIFFER, Rod	1,101 (9.87%)	
DEAN, Lindsay	598 (5.36%)	
LIONETTI, Mario	1,422 (12.74%)	16 October 2027
DOUST, Jon	460 (4.12%)	
SHANHUN, John	552 (4.95%)	
THOMSON, Chris	1,108 (9.93%)	
TERRY, Paul	1,582 (14.18%)	16 October 2027
MACLAREN, Lynn	1,099 (9.85%)	16 October 2027
Total Valid Votes	11,159	
Informal	90 (0.80%)	
Total Votes Received	11,249	

CITY OF ARMADALE

MAYOR

Candidate	Votes	Expiry of term
FLYNN, Crystallea	1,850 (10.21%)	
BRAR, Sandy Singh	3,622 (19.99%)	
BUTTERFIELD, Ruth	9,127 (50.37%)	16 October 2027
SARGESON, Laurence	3,521 (19.43%)	
Total Valid Votes	18,120	
Informal	195 (1.06%)	
Total Votes Received	18,315	

HERON

Candidate	Votes	Expiry of term
WIELINGA, Caroline	816 (37.57%)	16 October 2027
NEWMAN, Dan	796 (36.65%)	
BROWN, Stephen	560 (25.78%)	
Total Valid Votes	2,172	
Informal	33 (1.50%)	
Total Votes Received	2,205	

HILLS

Candidate	Votes	Expiry of term
HANSEN, Veronica	1,046 (42.13%)	
STONEHAM, Sarah	1,437 (57.87%)	16 October 2027
Total Valid Votes	2,483	
Informal	17 (0.68%)	
Total Votes Received	2,500	

CITY OF ARMADALE

LAKE

Candidate	Votes	Expiry of term
SINGH, Amit	701 (18.73%)	
SILVER, Michelle	1,738 (46.43%)	16 October 2027
SINGH, Manveer	777 (20.76%)	
ABRAHAM RAJU, Renju	527 (14.08%)	
Total Valid Votes	3,743	
Informal	26 (0.69%)	
Total Votes Received	3,769	

MINNAWARRA

Candidate	Votes	Expiry of term
CYRUS, Naomi Wambui	529 (22.86%)	
BUSBY, Kerry	1,193 (51.56%)	16 October 2027
ALEXANDER, Brian	592 (25.58%)	
Total Valid Votes	2,314	
Informal	37 (1.57%)	
Total Votes Received	2,351	

PALOMINO

Candidate	Votes	Expiry of term
SARGESON, Laurie	607 (27.59%)	16 October 2027
NIXON, Robert	469 (21.32%)	
GEARY, Mark	515 (23.41%)	
NORTHCOTT, Melissa	609 (27.68%)	
Total Valid Votes	2,200	
Informal	26 (1.17%)	
Total Votes Received	2,226	

CITY OF ARMADALE

RANFORD

Candidate	Votes	Expiry of term
THOMAS, Tony	1,029 (31.85%)	
PETER, Shanavas	1,223 (37.85%)	16 October 2027
FLYNN, Crystallea	503 (15.57%)	
SABALE, Vikram	476 (14.73%)	
Total Valid Votes	3,231	
Informal	29 (0.89%)	
Total Votes Received	3,260	

RIVER

Candidate	Votes	Expiry of term
BATEMAN, Dianne	366 (14.21%)	
JOY, Jiby	645 (25.05%)	
HASELL, Ashley	158 (6.14%)	
HARRINGTON, Mark	147 (5.71%)	
KEOGH, John	1,259 (48.89%)	16 October 2027
Total Valid Votes	2,575	
Informal	26 (1.00%)	
Total Votes Received	2,601	

SHIRE OF ASHBURTON

PRESIDENT

Candidate	Votes	Expiry of term
SULLIVAN, Alana	266 (24.23%)	
WHITE, Kerry	252 (22.95%)	
SMITH, Audra	337 (30.69%)	16 October 2027
LYNCH, Matthew	243 (22.13%)	
Total Valid Votes	1,098	
Informal	15 (1.35%)	
Total Votes Received	1,113	

ASHBURTON-TABLELANDS

Candidate	Votes	Expiry of term
DE PLEDGE, Rory	Elected Unopposed	16 October 2027
Total Valid Votes	0	
Informal	0 (0.00%)	
Total Votes Received	0	

ONSLOW

Candidate	Votes	Expiry of term
WHITE, Kerry	Elected Unopposed	16 October 2027
Total Valid Votes	0	
Informal	0 (0.00%)	
Total Votes Received	0	

PARABURDOO

Candidate	Votes	Expiry of term
RUMBLE, Linton	171 (63.81%)	16 October 2027
HALLIDAY, Liv	97 (36.19%)	
Total Valid Votes	268	
Informal	5 (1.83%)	
Total Votes Received	273	

SHIRE OF ASHBURTON

TOM PRICE

Candidate	Votes	Expiry of term
MLADENOVIC, Tina	320 (65.17%)	16 October 2027
HEALY, Brie	171 (34.83%)	
Total Valid Votes	491	
Informal	8 (1.60%)	
Total Votes Received	499	

SHIRE OF AUGUSTA-MARGARET RIVER

PRESIDENT

Candidate	Votes	Expiry of term
KENNAUGH, Kylie	1,619 (36.70%)	
CRISTOFFANINI, Paula	1,079 (24.46%)	
MELDRUM, Julia	1,713 (38.83%)	16 October 2027
Total Valid Votes	4,411	
Informal	18 (0.41%)	
Total Votes Received	4,429	

AUGUSTA-MARGARET RIVER

Candidate	Votes	Expiry of term
BOLAND, Greg	672 (15.39%)	
FISCHER, Diane	113 (2.59%)	
CRISTOFFANINI, Paula	732 (16.76%)	16 October 2027
JONES, Nicki	858 (19.65%)	16 October 2027
D'ATH, Melissa Rose	580 (13.28%)	
GILLARD, Reg	275 (6.30%)	
KENNAUGH, Kylie	1,137 (26.04%)	16 October 2027
Total Valid Votes	4,367	
Informal	19 (0.43%)	
Total Votes Received	4,386	

TOWN OF BASSENDEAN

BASSENDEAN

Candidate	Votes	Expiry of term
AMES, Tallan	813 (23.40%)	16 October 2027
BURKE, Jamayne	624 (17.96%)	16 October 2027
MCCARTHY, Jess	202 (5.81%)	
BUSBY, Bill	515 (14.82%)	
EIJKENBOOM, Patrick	190 (5.47%)	
JOHN, Ken	600 (17.27%)	16 October 2027
MACWILLIAM, Hilary	530 (15.26%)	
Total Valid Votes	3,474	
Informal	34 (0.97%)	
Total Votes Received	3,508	

CITY OF BAYSWATER

MAYOR

Candidate	Votes	Expiry of term
KER, Georgina	2,430 (15.65%)	
BEETSON, David	1,369 (8.82%)	
PIFFARETTI, Filomena	9,409 (60.59%)	16 October 2027
SMITH, Greg	2,320 (14.94%)	
Total Valid Votes	15,528	
Informal	102 (0.65%)	
Total Votes Received	15,630	

CENTRAL

Candidate	Votes	Expiry of term
OSTASZEWSKYJ, Steven	2,286 (55.34%)	16 October 2027
SINGH, Nirmal	475 (11.50%)	
ITALIANO, Rhiannon	1,370 (33.16%)	
Total Valid Votes	4,131	
Informal	38 (0.91%)	
Total Votes Received	4,169	

NORTH

Candidate	Votes	Expiry of term
SUTHERLAND, Michelle	1,973 (48.91%)	16 October 2027
SHANAHAN, Paul	804 (19.93%)	
PALMER, Sally	1,257 (31.16%)	
Total Valid Votes	4,034	
Informal	31 (0.76%)	
Total Votes Received	4,065	

CITY OF BAYSWATER

SOUTH

Candidate	Votes	Expiry of term
EHRHARDT, Catherine	997 (32.01%)	
ARCHER, Keith	304 (9.76%)	
LATTER, Nat	1,596 (51.24%)	16 October 2027
BULLOCK, Ben	218 (7.00%)	
Total Valid Votes	3,115	
Informal	15 (0.48%)	
Total Votes Received	3,130	

WEST

Candidate	Votes	Expiry of term
BULL, Dan	3,328 (74.00%)	16 October 2027
HOCKING, Sean	1,169 (26.00%)	
Total Valid Votes	4,497	
Informal	28 (0.62%)	
Total Votes Received	4,525	

CITY OF BELMONT

MAYOR

Candidate	Votes	Expiry of term
ROSSI, Robert	2,420 (30.63%)	16 October 2027
SEKULLA, George	1,478 (18.71%)	
GODFREY, Glenys	1,480 (18.73%)	
DAVIS, Jenny	1,794 (22.71%)	
POWELL, Janet	729 (9.23%)	
Total Valid Votes	7,901	
Informal	73 (0.92%)	
Total Votes Received	7,974	

CENTRAL

Candidate	Votes	Expiry of term
VIJAY, Tamak	672 (33.75%)	16 October 2027
RUSSELL, Matt	329 (16.52%)	
HARRIS, Jarod	312 (15.67%)	
WHITEFORD, Matthew	103 (5.17%)	
POWELL, Janet	575 (28.88%)	
Total Valid Votes	1,991	
Informal	15 (0.75%)	
Total Votes Received	2,006	

EAST

Candidate	Votes	Expiry of term
MARKS, Phil	953 (50.00%)	16 October 2027
SMITH, Damien	632 (33.16%)	
GEE, Janet	321 (16.84%)	
Total Valid Votes	1,906	
Informal	17 (0.88%)	
Total Votes Received	1,923	

CITY OF BELMONT

WEST

Candidate	Votes	Expiry of term
ROSSI, Robert	0 (0.00%)	
FAQIRI, Fatima	645 (47.57%)	
KULCZYCKI, Christopher	711 (52.43%)	16 October 2027
Total Valid Votes	1,356	
Informal	16 (1.17%)	
Total Votes Received	1,372	

SHIRE OF BEVERLEY

BEVERLEY

Candidate	Votes	Expiry of term
RIDGWAY, Dee	484 (72.89%)	16 October 2027
BROWN, Darryl	79 (11.90%)	16 October 2027
SHARDLOW, Barry	33 (4.97%)	
LAWLOR, Chris	68 (10.24%)	16 October 2027
Total Valid Votes	664	
Informal	5 (0.75%)	
Total Votes Received	669	

SHIRE OF BODDINGTON

BODDINGTON

Candidate	Votes		Expiry of term
SMALBERGER, Eugene	Elected	Unopposed	16 October 2027
Total Valid Votes	0		
Informal	0	(0.00%)	
Total Votes Received	0		

SHIRE OF BOYUP BROOK

BOYUP BROOK

Candidate	Votes	Expiry of term
WRIGHT, Michael	120 (19.17%)	16 October 2027
CHILWELL, Lachlan	67 (10.70%)	
KING, Darren	169 (27.00%)	16 October 2027
INGLIS, David	270 (43.13%)	16 October 2027
Total Valid Votes	626	
Informal	1 (0.16%)	
Total Votes Received	627	

SHIRE OF BRIDGETOWN-GREENBUSHES

BRIDGETOWN-GREENBUSHES

Candidate	Votes	Expiry of term
STALLARD, Trevor	130 (7.55%)	
CARROLL, Leigh	50 (2.90%)	
FLETCHER, Mike	335 (19.45%)	16 October 2027
PEARCE, Lyndon	280 (16.26%)	16 October 2027
MOUNTFORD, Jenny	467 (27.12%)	16 October 2027
REDMAN, Rebecca	117 (6.79%)	18 October 2025
BROWNE, Elke	57 (3.31%)	
PRATICO, Tony	286 (16.61%)	16 October 2027
Total Valid Votes	1,722	
Informal	10 (0.58%)	
Total Votes Received	1,732	

SHIRE OF BROOKTON**BROOKTON**

Candidate	Votes		Expiry of term
LILLY, Tamara	Elected	Unopposed	16 October 2027
McCABE, Lachlan	Elected	Unopposed	16 October 2027
Total Valid Votes	0		
Informal	0	(0.00%)	
Total Votes Received	0		

SHIRE OF BROOMEHILL-TAMBELLUP

BROOMEHILL-TAMBELLUP

Candidate	Votes		Expiry of term
BARRITT, Douglas	Elected	Unopposed	16 October 2027
PENNY, Steven	Elected	Unopposed	16 October 2027
ROBINSON, Sara	Elected	Unopposed	18 October 2025
WHITE, Michael	Elected	Unopposed	16 October 2027
Total Valid Votes	0		
Informal	0	(0.00%)	
Total Votes Received	0		

SHIRE OF BRUCE ROCK

BRUCE ROCK

Candidate	Votes	Expiry of term
EARLE-SADLER, Maddie	32 (8.60%)	
FOSS, Kevin	125 (33.60%)	16 October 2027
WILLIAMSON, Anthony	19 (5.11%)	
CROOKS, Tony	45 (12.10%)	18 October 2025
HODGKISS, Perry	62 (16.67%)	16 October 2027
STRANGE, Stephen	89 (23.92%)	16 October 2027
Total Valid Votes	372	
Informal	0 (0.00%)	
Total Votes Received	372	

CITY OF BUNBURY

BUNBURY

Candidate	Votes	Expiry of term
BROWN, Todd	2,176 (34.19%)	16 October 2027
DRUMMOND, Joshua	534 (8.39%)	
RAMESH, P	706 (11.09%)	16 October 2027
KOZISEK, Cheryl	697 (10.95%)	16 October 2027
GILES, Wendy	419 (6.58%)	
TURNER, Karen	1,191 (18.71%)	16 October 2027
CUTLER, Rod	303 (4.76%)	
BAILEY, David	339 (5.33%)	
Total Valid Votes	6,365	
Informal	74 (1.15%)	
Total Votes Received	6,439	

CITY OF BUSSELTON

MAYOR

Candidate	Votes	Expiry of term
CRONIN, Phill	2,261 (20.52%)	16 October 2027
RICCELLI, Sue	1,938 (17.59%)	
CARTER, Paul	2,236 (20.29%)	
RYAN, Anne	2,210 (20.06%)	
RICHARDS, Jodie	666 (6.04%)	
COX, Kate	1,707 (15.49%)	
Total Valid Votes	11,018	
Informal	90 (0.81%)	
Total Votes Received	11,108	

BUSSELTON

Candidate	Votes	Expiry of term
KENNEDY, Jarrod	1,014 (9.77%)	16 October 2027
BEECROFT, Richard	557 (5.36%)	
CRONIN, Phill	0 (0.00%)	
COX, Kate	2,496 (24.04%)	16 October 2027
WOODHAMS, Cherise	882 (8.49%)	18 October 2025
WELLS, Stephen	534 (5.14%)	
LLOYD, Jeremy	183 (1.76%)	
KAIGG, Val	797 (7.68%)	
PAINE, Ross	470 (4.53%)	
RICCELLI, Sue	2,305 (22.20%)	16 October 2027
MACNISH, Andrew	1,145 (11.03%)	16 October 2027
Total Valid Votes	10,383	
Informal	167 (1.58%)	
Total Votes Received	10,550	

CITY OF CANNING

MAYOR

Candidate	Votes	Expiry of term
NG, Paul	5,896 (31.77%)	
HALL, Patrick	6,770 (36.48%)	16 October 2027
CLAYTON, Peter	1,557 (8.39%)	
JACOBS, Jesse	3,045 (16.41%)	
BARRY, Graham	1,288 (6.94%)	
Total Valid Votes	18,556	
Informal	160 (0.85%)	
Total Votes Received	18,716	

BANNISTER

Candidate	Votes	Expiry of term
KUNZE, Ben	2,880 (73.28%)	16 October 2027
ALDRIDGE, Richard	1,050 (26.72%)	
Total Valid Votes	3,930	
Informal	14 (0.35%)	
Total Votes Received	3,944	

BEELIAR

Candidate	Votes	Expiry of term
SEKHON, Shen	2,140 (58.99%)	16 October 2027
SARKER, Shouv	1,488 (41.01%)	
Total Valid Votes	3,628	
Informal	38 (1.04%)	
Total Votes Received	3,666	

CITY OF CANNING

BEELOO

Candidate	Votes	Expiry of term
PAGE, Joanne	655 (16.97%)	18 October 2025
GODARA, Vinod	367 (9.51%)	
DYMOCK, Deanne	630 (16.33%)	
VASILE, Sara	576 (14.93%)	
BOND, Richard	328 (8.50%)	
BAIN, Mark	873 (22.62%)	16 October 2027
WALKEMEYER, Luke	430 (11.14%)	
Total Valid Votes	3,859	
Informal	41 (1.05%)	
Total Votes Received	3,900	

MASON

Candidate	Votes	Expiry of term
HURN, Michelle	892 (25.44%)	16 October 2027
BARRY, Graham	673 (19.20%)	
JACOBS, Jesse	881 (25.13%)	
UPPAL, Gurdial	218 (6.22%)	
KUMAR, Shammi	164 (4.68%)	
WHITTRED, Trevor	678 (19.34%)	
Total Valid Votes	3,506	
Informal	44 (1.24%)	
Total Votes Received	3,550	

NICHOLSON

Candidate	Votes	Expiry of term
JOHN, Rav	1,165 (33.52%)	
RODRIGUEZ, Ivonne	1,748 (50.29%)	16 October 2027
HENDERSON, Bruce	563 (16.20%)	
Total Valid Votes	3,476	
Informal	17 (0.49%)	
Total Votes Received	3,493	

SHIRE OF CAPEL

CAPEL

Candidate	Votes	Expiry of term
SHARP, Terri	630 (18.83%)	16 October 2027
CHAMBERS, Wayne	357 (10.67%)	
FERGUSSON, John	458 (13.69%)	16 October 2027
ANDREW, Kaara	133 (3.97%)	
SLATER, Ross	307 (9.18%)	
NOONAN, Kieran	403 (12.04%)	16 October 2027
MOGG, Rosina	333 (9.95%)	16 October 2027
SCHIANO, Sebastian	725 (21.67%)	16 October 2027
Total Valid Votes	3,346	
Informal	32 (0.95%)	
Total Votes Received	3,378	

SHIRE OF CARNARVON

PRESIDENT

Candidate	Votes	Expiry of term
KELLY, Paul	592 (41.78%)	
SMITH, Eddie	825 (58.22%)	16 October 2027
Total Valid Votes	1,417	
Informal	12 (0.84%)	
Total Votes Received	1,429	

GASCOYNE/MINILYA

Candidate	Votes	Expiry of term
MASLEN, Burke	Elected Unopposed	16 October 2027
Total Valid Votes	0	
Informal	0 (0.00%)	
Total Votes Received	0	

TOWN

Candidate	Votes	Expiry of term
HARRIS, Peter	17 (1.62%)	
REILLY, Carmen	82 (7.82%)	
GOODMAN, Donna	53 (5.05%)	
BROEDER, Benjamin	68 (6.48%)	
VANDELEUR, Luke	233 (22.21%)	16 October 2027
KELLY, Paul	176 (16.78%)	16 October 2027
TONGA, Tracey	99 (9.44%)	
MASLEN, Dudley	183 (17.45%)	18 October 2025
CUTHBERT, Donna	138 (13.16%)	
Total Valid Votes	1,049	
Informal	13 (1.22%)	
Total Votes Received	1,062	

SHIRE OF CHAPMAN VALLEY

CHAPMAN VALLEY

Candidate	Votes	Expiry of term
WILLIAMS, Peter	18 (4.90%)	
ROYCE, Trevor	86 (23.43%)	16 October 2027
HARRIS, Wayne	16 (4.36%)	
BLAKEWAY, Philip	71 (19.35%)	16 October 2027
RODNEY, Emma	44 (11.99%)	18 October 2025
LOW, Katie	103 (28.07%)	16 October 2027
HUMPHREY, Peter	29 (7.90%)	
Total Valid Votes	367	
Informal	1 (0.27%)	
Total Votes Received	368	

SHIRE OF CHITTERING

CHITTERING

Candidate	Votes	Expiry of term
ANGUS, Mary	405 (28.36%)	16 October 2027
HARRIS, Neva	72 (5.04%)	
CURTIS, John	165 (11.55%)	16 October 2027
HUGHES, Kylie	296 (20.73%)	16 October 2027
CAMPBELL, Mark	490 (34.31%)	16 October 2027
Total Valid Votes	1,428	
Informal	12 (0.83%)	
Total Votes Received	1,440	

TOWN OF CLAREMONT

CLAREMONT

Candidate	Votes	Expiry of term
CAMERON, Graham	378 (17.19%)	16 October 2027
BROWN, Ryan	547 (24.87%)	16 October 2027
MAIN, Kate	519 (23.60%)	16 October 2027
EDWARDS, Peter	318 (14.46%)	
SUANN, Annette	437 (19.87%)	16 October 2027
Total Valid Votes	2,199	
Informal	10 (0.45%)	
Total Votes Received	2,209	

CITY OF COCKBURN

CENTRAL

Candidate	Votes	Expiry of term
WIDENBAR, Tom	4,284 (58.58%)	16 October 2027
ZARINS, Bradley	638 (8.72%)	
ZENTNER, Maggie	2,391 (32.70%)	
Total Valid Votes	7,313	
Informal	73 (0.99%)	
Total Votes Received	7,386	

EAST

Candidate	Votes	Expiry of term
REEVE-FOWKES, Carol	4,043 (50.34%)	16 October 2027
DE SILVA, Angela	630 (7.84%)	
ZHANG, LeChun (Carol)	1,277 (15.90%)	16 October 2027
SHERIFF, Musa	421 (5.24%)	
BOGDAN, Beck	1,145 (14.26%)	
BARUA, Papori	515 (6.41%)	
Total Valid Votes	8,031	
Informal	49 (0.61%)	
Total Votes Received	8,080	

WEST

Candidate	Votes	Expiry of term
MARTIN, Luke	2,805 (34.38%)	
CORKE, Phoebe	5,354 (65.62%)	16 October 2027
Total Valid Votes	8,159	
Informal	67 (0.81%)	
Total Votes Received	8,226	

SHIRE OF COLLIE

COLLIE

Candidate	Votes	Expiry of term
FARIES, Gary	543 (22.30%)	16 October 2027
HILL-POWER, Dale	277 (11.38%)	16 October 2027
KEARNEY, John	228 (9.36%)	18 October 2025
MOYSES, Paul	282 (11.58%)	16 October 2027
HANSEN, Brett	230 (9.45%)	18 October 2025
ROBERTS, Kerry	98 (4.02%)	
ITALIANO, Joe	238 (9.77%)	16 October 2027
MIFFLING, Ian	539 (22.14%)	16 October 2027
Total Valid Votes	2,435	
Informal	51 (2.05%)	
Total Votes Received	2,486	

SHIRE OF COOLGARDIE

COOLGARDIE

Candidate	Votes	Expiry of term
SIMMONS, Daphne	166 (28.33%)	16 October 2027
LINDUP, Kathie	96 (16.38%)	18 October 2025
KEAST, Tammee	43 (7.34%)	
RATHBONE, Tracey	162 (27.65%)	16 October 2027
MATTHEWS, Corey James	119 (20.31%)	16 October 2027
Total Valid Votes	586	
Informal	7 (1.18%)	
Total Votes Received	593	

SHIRE OF COOROW

COOROW

Candidate	Votes	Expiry of term
SIMS, Guy	104 (22.76%)	16 October 2027
KAU, Reagan	63 (13.79%)	
STANGLE, Giulia	82 (17.94%)	16 October 2027
VAN DEN HEEVER, Luhan	69 (15.10%)	
HARRIS, Graham	139 (30.42%)	16 October 2027
Total Valid Votes	457	
Informal	2 (0.44%)	
Total Votes Received	459	

SHIRE OF CORRIGIN

CORRIGIN

Candidate	Votes		Expiry of term
FILINSKI, Brooke	Elected	Unopposed	16 October 2027
JACOBS, Sharon	Elected	Unopposed	16 October 2027
LEACH, Megan	Elected	Unopposed	16 October 2027
WEGUELIN, Mike	Elected	Unopposed	16 October 2027
Total Valid Votes	0		
Informal	0	(0.00%)	
Total Votes Received	0		

TOWN OF COTTESLOE

COTTESLOE

Candidate	Votes	Expiry of term
MASON, Katy	372 (17.49%)	16 October 2027
IRVINE, Jeffrey	527 (24.78%)	16 October 2027
THOMAS, Michael	397 (18.66%)	16 October 2027
BOULTER, Sandra	246 (11.57%)	
HEATH, Sonja	585 (27.50%)	16 October 2027
Total Valid Votes	2,127	
Informal	9 (0.42%)	
Total Votes Received	2,136	

SHIRE OF CUBALLING

CUBALLING

Candidate	Votes		Expiry of term
BALLANTYNE, Scott	Elected	Unopposed	16 October 2027
HARRIS, Robert	Elected	Unopposed	16 October 2027
Total Valid Votes	0		
Informal	0	(0.00%)	
Total Votes Received	0		

SHIRE OF CUE

CUE

Candidate	Votes		Expiry of term
FITZPATRICK, Leonie	Elected	Unopposed	16 October 2027
HOGBEN, Ron	Elected	Unopposed	16 October 2027
MONTGOMERY, Neil	Elected	Unopposed	16 October 2027
PRICE, Les	Elected	Unopposed	16 October 2027
Total Valid Votes	0		
Informal	0	(0.00%)	
Total Votes Received	0		

SHIRE OF DANDARAGAN

DANDARAGAN

Candidate	Votes	Expiry of term
HARRIS, Jason	133 (12.51%)	
GIBSON, Wayne	419 (39.42%)	16 October 2027
O'GORMAN, Tony	255 (23.99%)	16 October 2027
YOUNG, Sharon	256 (24.08%)	16 October 2027
Total Valid Votes	1,063	
Informal	5 (0.47%)	
Total Votes Received	1,068	

SHIRE OF DARDANUP

DARDANUP

Candidate	Votes	Expiry of term
BRENNAN, Courtney	217 (8.04%)	
GILLESPIE, Stacey	497 (18.41%)	16 October 2027
JENOUR, Tony	531 (19.67%)	16 October 2027
HUTCHINSON, Mark	451 (16.70%)	16 October 2027
MANONI, Jack	317 (11.74%)	18 October 2025
WEBSTER, Annette	257 (9.52%)	18 October 2025
BELL, Taneta	430 (15.93%)	16 October 2027
Total Valid Votes	2,700	
Informal	28 (1.03%)	
Total Votes Received	2,728	

SHIRE OF DENMARK

DENMARK

Candidate	Votes	Expiry of term
YOUEL, Dominic	348 (14.51%)	16 October 2027
DEVENPORT, Nathan	228 (9.50%)	16 October 2027
GRAYSON, Carolena	113 (4.71%)	
DINGEY, Pete	179 (7.46%)	
WIGGINS, Aaron	574 (23.93%)	16 October 2027
CLARKE, Donald	164 (6.84%)	
PHILLIPS, Janine	377 (15.71%)	16 October 2027
GIBSON, Kingsley	416 (17.34%)	16 October 2027
Total Valid Votes	2,399	
Informal	9 (0.37%)	
Total Votes Received	2,408	

SHIRE OF DONNYBROOK-BALINGUP

DONNYBROOK-BALINGUP

Candidate	Votes	Expiry of term
HAYES, Vic	78 (4.19%)	
PATRICK, Grant	148 (7.95%)	16 October 2027
BAILEY, John	151 (8.11%)	16 October 2027
LINDEMAN, Anita	272 (14.62%)	16 October 2027
GUBLER, Peter	135 (7.25%)	18 October 2025
MILLS, Fred	67 (3.60%)	
WOODS, Steve	44 (2.36%)	
JONES, Phil	78 (4.19%)	
DILLON, Simon	44 (2.36%)	
HOWSON, Kim	31 (1.67%)	
DAVY, Alexis	221 (11.88%)	16 October 2027
MACCARTHY, Vivienne	84 (4.51%)	18 October 2025
FISHLOCK, David	13 (0.70%)	
GLOVER, Lisa	263 (14.13%)	16 October 2027
MITCHELL, Anne	103 (5.53%)	18 October 2025
SHAND, Deanna	102 (5.48%)	18 October 2025
PERCIVAL, Nick	27 (1.45%)	
Total Valid Votes	1,861	
Informal	128 (6.44%)	
Total Votes Received	1,989	

SHIRE OF DOWERIN

DOWERIN

Candidate	Votes	Expiry of term
TREPP, Robert	91 (35.83%)	16 October 2027
METCALF, Adam	60 (23.62%)	16 October 2027
HAGBOOM, Lindsay	34 (13.39%)	
SEWELL, Jason	69 (27.17%)	16 October 2027
Total Valid Votes	254	
Informal	3 (1.17%)	
Total Votes Received	257	

SHIRE OF DUMBLEYUNG

DUMBLEYUNG

Candidate	Votes		Expiry of term
EDWARDS, Emily	Elected	Unopposed	16 October 2027
KNIGHT, Amy	Elected	Unopposed	16 October 2027
WATKINS, Catherine	Elected	Unopposed	16 October 2027
Total Valid Votes	0		
Informal	0	(0.00%)	
Total Votes Received	0		

SHIRE OF DUNDAS

DUNDAS

Candidate	Votes	Expiry of term
BROWN, Sharon	32 (17.88%)	16 October 2027
WYATT, Veronica	10 (5.59%)	
McLEOD, Chantelle	35 (19.55%)	16 October 2027
PATUPIS, Rasa	16 (8.94%)	
WHITBY, Lynette	12 (6.70%)	
BONZA, Laurene	63 (35.20%)	16 October 2027
MARINOVICH-ZANO, Joseph	11 (6.15%)	
Total Valid Votes	179	
Informal	1 (0.56%)	
Total Votes Received	180	

TOWN OF EAST FREMANTLE

EAST FREMANTLE

Candidate	Votes	Expiry of term
BLAKELEY, Andrew	77 (4.45%)	
DONOVAN, Kerry	273 (15.77%)	16 October 2027
NATALE, Tony	189 (10.92%)	16 October 2027
HARRINGTON, Jenny	252 (14.56%)	16 October 2027
COLLINSON, Cliff	182 (10.51%)	18 October 2025
MAYWOOD, Lucinda	452 (26.11%)	16 October 2027
COPSON, Daniel	173 (9.99%)	
NARDI, Dean	133 (7.68%)	
Total Valid Votes	1,731	
Informal	7 (0.40%)	
Total Votes Received	1,738	

SHIRE OF ESPERANCE

PRESIDENT

Candidate	Votes	Expiry of term
CHAMBERS, Ron	2,762 (76.34%)	16 October 2027
JOHNSTON, Gemma	856 (23.66%)	
Total Valid Votes	3,618	
Informal	14 (0.39%)	
Total Votes Received	3,632	

RURAL

Candidate	Votes	Expiry of term
GRAHAM, Wes	Elected Unopposed	16 October 2027
STARCEVICH, Samantha	Elected Unopposed	18 October 2025
Total Valid Votes	0	
Informal	0 (0.00%)	
Total Votes Received	0	

TOWN

Candidate	Votes	Expiry of term
DAVIES, Connor	345 (14.97%)	16 October 2027
DANIELS, Manue	238 (10.33%)	
CHAMBERS, Ron	0 (0.00%)	
JOHNSTON, Gemma	717 (31.11%)	16 October 2027
OBOURNE, Jennifer	1,005 (43.60%)	16 October 2027
Total Valid Votes	2,305	
Informal	17 (0.73%)	
Total Votes Received	2,322	

SHIRE OF EXMOUTH

PRESIDENT

Candidate	Votes	Expiry of term
ALLSTON, Darlene	264 (27.62%)	
NIIKKULA, Matt	692 (72.38%)	16 October 2027
Total Valid Votes	956	
Informal	6 (0.62%)	
Total Votes Received	962	

EXMOUTH

Candidate	Votes	Expiry of term
BENNETT, Todd	Elected Unopposed	16 October 2027
BROEDNER, Kai	Elected Unopposed	16 October 2027
DEVEREUX, Kristy	Elected Unopposed	16 October 2027
Total Valid Votes	0	
Informal	0 (0.00%)	
Total Votes Received	0	

CITY OF FREMANTLE

CENTRAL

Candidate	Votes	Expiry of term
PYNT, Steven	761 (41.09%)	
GRAHAM, Geoff	1,091 (58.91%)	16 October 2027
Total Valid Votes	1,852	
Informal	37 (1.96%)	
Total Votes Received	1,889	

COASTAL

Candidate	Votes	Expiry of term
KENT, Andy	539 (21.70%)	
WILLIAMSON-WONG, Jemima	955 (38.45%)	16 October 2027
GRLJUSICH, Rod	106 (4.27%)	
VUJCIC, Marija	884 (35.59%)	
Total Valid Votes	2,484	
Informal	23 (0.92%)	
Total Votes Received	2,507	

EAST

Candidate	Votes	Expiry of term
NEWMAN, Felicity	697 (31.31%)	
GLYNN, Patrick	672 (30.19%)	
MOFFLIN, Frank	857 (38.50%)	16 October 2027
Total Valid Votes	2,226	
Informal	10 (0.45%)	
Total Votes Received	2,236	

NORTH

Candidate	Votes	Expiry of term
WOODCOCK, Mark	834 (36.85%)	
VAN DORSSSEN, Ingrid	1,429 (63.15%)	16 October 2027
Total Valid Votes	2,263	
Informal	16 (0.70%)	
Total Votes Received	2,279	

SHIRE OF GINGIN

GINGIN

Candidate	Votes	Expiry of term
LEAHY, Lindsie	121 (5.30%)	
FEWSTER, Wayne	315 (13.80%)	16 October 2027
WOODS, Nikki	141 (6.18%)	16 October 2027
ROWE, Karen	82 (3.59%)	
KENWORTHY, Jenni	53 (2.32%)	
BALCOMBE, Linda	151 (6.62%)	18 October 2025
VIS, Andrea	142 (6.22%)	
STEWART, Lincoln	379 (16.61%)	16 October 2027
PECZKA, Frank Joseph	482 (21.12%)	16 October 2027
WILKIE, David	72 (3.16%)	
AGNEW, Mike	103 (4.51%)	
WEEKS, Jason	241 (10.56%)	16 October 2027
Total Valid Votes	2,282	
Informal	9 (0.39%)	
Total Votes Received	2,291	

SHIRE OF GNOWANGERUP

GNOWANGERUP

Candidate	Votes	Expiry of term
HMELJAK, Shelley	69 (17.88%)	
O'KEEFFE, Kate	127 (32.90%)	16 October 2027
MINITER, Robert	73 (18.91%)	16 October 2027
CREAGH, Mick	67 (17.36%)	16 October 2027
THOMPSON, Roslynn	50 (12.95%)	
Total Valid Votes	386	
Informal	1 (0.26%)	
Total Votes Received	387	

SHIRE OF GOOMALLING

GOOMALLING

Candidate	Votes		Expiry of term
BUTT, Casey	Elected	Unopposed	16 October 2027
HAYWOOD, Barry	Elected	Unopposed	16 October 2027
VAN GELDEREN, Roland	Elected	Unopposed	16 October 2027
WILKES, Brendon	Elected	Unopposed	16 October 2027
Total Valid Votes	0		
Informal	0	(0.00%)	
Total Votes Received	0		

CITY OF GOSNELLS

MAYOR

Candidate	Votes	Expiry of term
LYNES, Terresa	16,519 (71.98%)	16 October 2027
ASHWIN, Ken	6,429 (28.02%)	
Total Valid Votes	22,948	
Informal	295 (1.27%)	
Total Votes Received	23,243	

CITY OF GOSNELLS

GOSNELLS

Candidate	Votes	Expiry of term
ASHWIN, Ken	4,669 (19.69%)	16 October 2027
ADAMS, Aaron	1,564 (6.59%)	16 October 2027
ISLAM, Saiful	1,544 (6.51%)	16 October 2027
PHILLIPS, Peter	541 (2.28%)	
DALTON, Kylie	958 (4.04%)	
ZHANG, Ye (Emma)	2,642 (11.14%)	16 October 2027
HORT, Adam	3,159 (13.32%)	16 October 2027
SINGH, Balli	950 (4.01%)	
SURTEES, Caroline	591 (2.49%)	
ISLAM, Majharul	224 (0.94%)	
LLOYD, Diane	1,328 (5.60%)	16 October 2027
VADAKKEDATHU, Alvin	753 (3.17%)	
WALKER, Leon	564 (2.38%)	
ANSARI, Roya	302 (1.27%)	
BIN GHANEM, Adel	89 (0.38%)	
PILGRIM-BYRNE, Kelly	331 (1.40%)	
DEWHURST, Glenn	1,310 (5.52%)	
BARAIOLO, Sandy	629 (2.65%)	
FERNANDEZ, Chris	278 (1.17%)	
LAWANIA, Krishna	280 (1.18%)	
BEST, Anne	428 (1.80%)	
IBRAHIM, Luul	583 (2.46%)	
Total Valid Votes	23,717	
Informal	658 (2.70%)	
Total Votes Received	24,375	

CITY OF GREATER GERALDTON

MAYOR

Candidate	Votes	Expiry of term
CROASDALE, Tammy	1,463 (15.83%)	
CLUNE, Jerry	3,108 (33.63%)	16 October 2027
VAN STYN, Shane	3,579 (38.73%)	
HORSMAN, Aaron	1,092 (11.82%)	
Total Valid Votes	9,242	
Informal	44 (0.47%)	
Total Votes Received	9,286	

GREATER GERALDTON

Candidate	Votes	Expiry of term
DENTON, Jenna	2,291 (25.14%)	16 October 2027
FIORENZA, Peter	1,050 (11.52%)	16 October 2027
KEEMINK, Simon	863 (9.47%)	16 October 2027
GABELISH, Chris	382 (4.19%)	
KELLY, Mal	199 (2.18%)	
BARKER, Michael	331 (3.63%)	
PARKER, Butch	1,029 (11.29%)	16 October 2027
HORN, Benjamin	145 (1.59%)	
DEMPSEY, Ian	178 (1.95%)	
HALL, Bob	712 (7.81%)	
CREGAN, Jim	90 (0.99%)	
BERTELSEN, Ron	220 (2.41%)	
REYMOND, Mike	494 (5.42%)	
MORGAN, Dempsey	254 (2.79%)	
INGVARSON, Darryl	155 (1.70%)	
HORSMAN, Aaron	721 (7.91%)	
Total Valid Votes	9,114	
Informal	93 (1.01%)	
Total Votes Received	9,207	

SHIRE OF HARVEY

PRESIDENT

Candidate	Votes	Expiry of term
DICKINSON, Wendy	919 (17.28%)	
KRISPYN, Dakota	888 (16.70%)	
CAMPBELL, Michelle	1,991 (37.45%)	16 October 2027
COLEMAN, Robyn	1,519 (28.57%)	
Total Valid Votes	5,317	
Informal	54 (1.01%)	
Total Votes Received	5,371	

HARVEY

Candidate	Votes	Expiry of term
HITCHCOCK, Alicia	687 (12.21%)	16 October 2027
COLEMAN, Robyn	1,481 (26.32%)	16 October 2027
JUNIO, James	432 (7.68%)	
ANKER, Colin	386 (6.86%)	
BROWNING, Ian	286 (5.08%)	
BROMHAM, John	687 (12.21%)	16 October 2027
LAIRD, Jonathan	191 (3.39%)	
PAYNE, Tristan	169 (3.00%)	
HOLLY, Tiny	628 (11.16%)	16 October 2027
CARBONE, Craig	679 (12.07%)	18 October 2025
Total Valid Votes	5,626	
Informal	74 (1.30%)	
Total Votes Received	5,700	

SHIRE OF IRWIN

IRWIN

Candidate	Votes		Expiry of term
GILLAM, Andrew	Elected	Unopposed	16 October 2027
PALMER, Hayley	Elected	Unopposed	16 October 2027
SUMMERS, Peter	Elected	Unopposed	16 October 2027
Total Valid Votes	0		
Informal	0	(0.00%)	
Total Votes Received	0		

SHIRE OF JERRAMUNGUP

JERRAMUNGUP

Candidate	Votes	Expiry of term
BROWN, Nathan	95 (20.00%)	16 October 2027
BARRETT, Paul	154 (32.42%)	16 October 2027
ZACHER, Raegan	104 (21.89%)	16 October 2027
MAIR, Gavin	67 (14.11%)	16 October 2027
DAWSON, Drew	55 (11.58%)	
Total Valid Votes	475	
Informal	0 (0.00%)	
Total Votes Received	475	

CITY OF JOONDALUP

CENTRAL

Candidate	Votes	Expiry of term
PIZZEY, Rebecca	1,958 (37.45%)	16 October 2027
ASTONE, Narciso	946 (18.09%)	
APPS, Suzanne	1,285 (24.58%)	
CROCKETT, Stuart	221 (4.23%)	
RITCHIE, Teresa	381 (7.29%)	
STICKLAND, Graeme	437 (8.36%)	
Total Valid Votes	5,228	
Informal	38 (0.72%)	
Total Votes Received	5,266	

NORTH

Candidate	Votes	Expiry of term
MORTIMER, Richard	239 (4.22%)	
O'BYRNE, Mary	2,152 (37.98%)	
AMORIN-WOODS, Deisy	630 (11.12%)	
HUTTON, Lewis	2,645 (46.68%)	16 October 2027
Total Valid Votes	5,666	
Informal	30 (0.53%)	
Total Votes Received	5,696	

NORTH-CENTRAL

Candidate	Votes	Expiry of term
JONES, Nige	3,590 (56.70%)	16 October 2027
GOULD, Bettina	2,742 (43.30%)	
Total Valid Votes	6,332	
Informal	18 (0.28%)	
Total Votes Received	6,350	

CITY OF JOONDALUP

SOUTH

Candidate	Votes	Expiry of term
TOWNSAGER, Kirsty	1,306 (25.70%)	
D'ALONZO, Nicholas	966 (19.01%)	
RAFTIS, John	2,218 (43.65%)	16 October 2027
O'CONNOR, Liam	591 (11.63%)	
Total Valid Votes	5,081	
Informal	44 (0.86%)	
Total Votes Received	5,125	

SOUTH-EAST

Candidate	Votes	Expiry of term
WHITBY, Blake	763 (16.37%)	
JENKINS, Michelle	1,543 (33.10%)	
O'NEILL, Rohan	2,356 (50.54%)	16 October 2027
Total Valid Votes	4,662	
Informal	30 (0.64%)	
Total Votes Received	4,692	

SOUTH-WEST

Candidate	Votes	Expiry of term
VINCIULLO, Phillip	2,825 (59.69%)	16 October 2027
EDWARDES, Colin	1,908 (40.31%)	
Total Valid Votes	4,733	
Informal	27 (0.57%)	
Total Votes Received	4,760	

CITY OF KALAMUNDA

MAYOR

Candidate	Votes	Expiry of term
THOMAS, Margaret	5,291 (43.84%)	16 October 2027
BILICH, Sue	4,799 (39.77%)	
WILKINSON, Scott	1,371 (11.36%)	
MILLS, Neil	607 (5.03%)	
Total Valid Votes	12,068	
Informal	75 (0.62%)	
Total Votes Received	12,143	

NORTH

Candidate	Votes	Expiry of term
LINDSEY, Frank	803 (24.04%)	
RITCHIE, Kathy	1,381 (41.35%)	16 October 2027
TOWNSEND, Noreen	211 (6.32%)	
MODOLO, David	945 (28.29%)	
Total Valid Votes	3,340	
Informal	19 (0.57%)	
Total Votes Received	3,359	

SOUTH EAST

Candidate	Votes	Expiry of term
GIARDINA, John	1,514 (45.84%)	16 October 2027
SEWELL, Janelle	961 (29.09%)	
RAFFERTY, Brady	462 (13.99%)	
FURFARO, Ray	366 (11.08%)	
Total Valid Votes	3,303	
Informal	7 (0.21%)	
Total Votes Received	3,310	

CITY OF KALAMUNDA

SOUTH WEST

Candidate	Votes	Expiry of term
WILKINSON, Scott	534 (19.35%)	
O'DONNELL, Brooke	1,360 (49.29%)	16 October 2027
CANNON, Mary	865 (31.35%)	18 October 2025
Total Valid Votes	2,759	
Informal	30 (1.08%)	
Total Votes Received	2,789	

CITY OF KALGOORLIE-BOULDER

MAYOR

Candidate	Votes	Expiry of term
WILSON, Glenn	3,458 (55.39%)	16 October 2027
MOYLE, Gloria	2,095 (33.56%)	
BROWNLEY, Linden	690 (11.05%)	
Total Valid Votes	6,243	
Informal	50 (0.79%)	
Total Votes Received	6,293	

KALGOORLIE-BOULDER

Candidate	Votes	Expiry of term
JOHNSON, Wayne	414 (6.58%)	16 October 2027
O'DONNELL, Kyran	1,401 (22.26%)	16 October 2027
TURNER, Nardia	249 (3.96%)	18 October 2025
HENDERSON, Ellen	180 (2.86%)	
MCLERIE, Linda	217 (3.45%)	
CHAMBERS, Sasha	235 (3.73%)	
BOTICA, Deborah	416 (6.61%)	18 October 2025
WINNER, Terrence	419 (6.66%)	18 October 2025
MCINTOSH, Maddison	238 (3.78%)	
SALEEM, Umer	172 (2.73%)	
OATES, David	192 (3.05%)	
DELLAR, Kirsty	776 (12.33%)	16 October 2027
BROWNLEY, Linden	488 (7.75%)	16 October 2027
ECKERT, Kim	247 (3.92%)	
MCKAY, Mick	265 (4.21%)	
VISKOVICH, Carla	385 (6.12%)	18 October 2025
Total Valid Votes	6,294	
Informal	69 (1.08%)	
Total Votes Received	6,363	

CITY OF KARRATHA

MAYOR

Candidate	Votes	Expiry of term
SIMPSON, Tony	570 (17.77%)	
MILLER, Pablo	518 (16.15%)	
SCOTT, Daniel	779 (24.29%)	16 October 2027
JOHANNSEN, Brenton	410 (12.78%)	
LONG, Peter	930 (29.00%)	
Total Valid Votes	3,207	
Informal	23 (0.71%)	
Total Votes Received	3,230	

KARRATHA

Candidate	Votes	Expiry of term
SCOTT, Daniel	0 (0.00%)	
DART, Kieran	218 (7.23%)	
MOTHERSHAW, Wayne	84 (2.78%)	
JOHANNSEN, Brenton	488 (16.18%)	16 October 2027
ROOTS, Sarah	496 (16.44%)	16 October 2027
LEVISSIANOS, George	330 (10.94%)	
DAVY, Bradley	223 (7.39%)	
SIMPSON, Tony	487 (16.14%)	16 October 2027
COREA, James	98 (3.25%)	
ALMONTE, Joseph	184 (6.10%)	
HARRIS, Geoff	409 (13.56%)	
Total Valid Votes	3,017	
Informal	34 (1.11%)	
Total Votes Received	3,051	

SHIRE OF KATANNING

KATANNING

Candidate	Votes		Expiry of term
COLLIS, Matt	Elected	Unopposed	16 October 2027
GOODHEART, John	Elected	Unopposed	16 October 2027
GUIDERA, Liz	Elected	Unopposed	18 October 2025
HANNA, Ian	Elected	Unopposed	16 October 2027
TOTINO, Paul	Elected	Unopposed	16 October 2027
Total Valid Votes	0		
Informal	0	(0.00%)	
Total Votes Received	0		

SHIRE OF KELLERBERRIN

KELLERBERRIN

Candidate	Votes		Expiry of term
BROWN, Paul	Elected	Unopposed	16 October 2027
LEAKE, David	Elected	Unopposed	16 October 2027
PRYER, Kelsey	Elected	Unopposed	16 October 2027
REID, Dennis	Elected	Unopposed	16 October 2027
RYAN, Emily	Elected	Unopposed	18 October 2025
Total Valid Votes	0		
Informal	0	(0.00%)	
Total Votes Received	0		

SHIRE OF KOJONUP

KOJONUP

Candidate	Votes	Expiry of term
RADFORD, Ned	222 (40.00%)	16 October 2027
WIERINGA, Cindy	68 (12.25%)	16 October 2027
MATHWIN, Mick	132 (23.78%)	16 October 2027
MICKLE, Kerryyn	71 (12.79%)	18 October 2025
GALE, Kevin	10 (1.80%)	
BILNEY, Susanne	30 (5.41%)	
GRAHAM, Ernie	22 (3.96%)	
Total Valid Votes	555	
Informal	4 (0.72%)	
Total Votes Received	559	

SHIRE OF KONDININ

KONDININ

Candidate	Votes	Expiry of term
GANGELL, Beverley	92 (26.67%)	16 October 2027
JAMES, Murray	64 (18.55%)	16 October 2027
POOL, Darren	114 (33.04%)	16 October 2027
GLEESON, Gregory	30 (8.70%)	
MULCAHY, Tom	45 (13.04%)	
Total Valid Votes	345	
Informal	2 (0.58%)	
Total Votes Received	347	

SHIRE OF KOORDA

KOORDA

Candidate	Votes		Expiry of term
BOYNE, Gina	Elected	Unopposed	16 October 2027
BURRELL, Kylie	Elected	Unopposed	16 October 2027
Total Valid Votes	0		
Informal	0	(0.00%)	
Total Votes Received	0		

SHIRE OF KULIN

KULIN

Candidate	Votes		Expiry of term
BOWEY, Robbie	Elected	Unopposed	16 October 2027
MILLER, Brad	Elected	Unopposed	16 October 2027
NOBLE, Jarron	Elected	Unopposed	16 October 2027
ROBINS, Grant	Elected	Unopposed	16 October 2027
Total Valid Votes	0		
Informal	0	(0.00%)	
Total Votes Received	0		

CITY OF KWINANA

MAYOR

Candidate	Votes	Expiry of term
PENNY, Ivy	1,649 (18.67%)	
BRYSON, Jim	581 (6.58%)	
FEASEY, Peter	4,522 (51.19%)	16 October 2027
WINMAR, Barry	2,082 (23.57%)	
Total Valid Votes	8,834	
Informal	104 (1.16%)	
Total Votes Received	8,938	

KWINANA

Candidate	Votes	Expiry of term
FEASEY, Peter	0 (0.00%)	
SALAKJANI, Nasim	652 (8.14%)	
WOOD, Sheri	1,070 (13.37%)	16 October 2027
POMEROY, Keith	478 (5.97%)	
ACKER, David	1,169 (14.60%)	16 October 2027
CHAUHAN, Jag	542 (6.77%)	
LEAHY, Erin Kate	425 (5.31%)	
WARD, Inger	439 (5.48%)	
SERGEANT, Erin	764 (9.54%)	18 October 2025
BROWN, Michael James	949 (11.86%)	16 October 2027
HUTCHINSON, Peter	327 (4.08%)	
PENNY, Ivy	1,190 (14.87%)	16 October 2027
Total Valid Votes	8,005	
Informal	129 (1.59%)	
Total Votes Received	8,134	

SHIRE OF LAKE GRACE

LAKE GRACE

Candidate	Votes	Expiry of term
ARMSTRONG, Len	126 (27.10%)	16 October 2027
LLOYD, Rosalind	93 (20.00%)	16 October 2027
MCKENZIE, Jeff	80 (17.20%)	
CLARKE, Debrah	84 (18.06%)	16 October 2027
STOFFBERG, Peter	82 (17.63%)	
Total Valid Votes	465	
Informal	0 (0.00%)	
Total Votes Received	465	

CITY OF MANDURAH

COASTAL

Candidate	Votes	Expiry of term
SMITH, Chris	326 (5.90%)	
CUMBERWORTH, Jacob	1,042 (18.85%)	16 October 2027
SMITH, Jess	1,772 (32.05%)	16 October 2027
CARTER, Stephen	237 (4.29%)	
WEBB, Jason	533 (9.64%)	
GREEN, Jenny	541 (9.79%)	
BEDFORD, Brad	438 (7.92%)	
DARCY, Merv	639 (11.56%)	
Total Valid Votes	5,528	
Informal	42 (0.75%)	
Total Votes Received	5,570	

EAST

Candidate	Votes	Expiry of term
WRIGHT, Shannon	3,327 (63.93%)	16 October 2027
TURNER, Xanthe	765 (14.70%)	
WILLIAMS, Ryan	1,112 (21.37%)	
Total Valid Votes	5,204	
Informal	41 (0.78%)	
Total Votes Received	5,245	

NORTH

Candidate	Votes	Expiry of term
KNIGHT, Caroline	1,701 (32.66%)	16 October 2027
WORTLEY, Ron	743 (14.27%)	
ROWE, Wilder	621 (11.92%)	
MOFFAT, Jodie	475 (9.12%)	
ZILANI, Ahmed	1,668 (32.03%)	16 October 2027
Total Valid Votes	5,208	
Informal	44 (0.84%)	
Total Votes Received	5,252	

CITY OF MANDURAH

TOWN

Candidate	Votes	Expiry of term
ROGERS, Peter	3,274 (53.19%)	16 October 2027
SINGH, Parminder	567 (9.21%)	
WERNER-BEVERIDGE, Amelia	250 (4.06%)	
CHAPMAN, Mark	2,064 (33.53%)	
Total Valid Votes	6,155	
Informal	27 (0.44%)	
Total Votes Received	6,182	

SHIRE OF MANJIMUP

PRESIDENT

Candidate	Votes	Expiry of term
BUEGGE, Donelle	1,916 (63.05%)	16 October 2027
DE CAMPO, Wade	1,123 (36.95%)	
Total Valid Votes	3,039	
Informal	14 (0.46%)	
Total Votes Received	3,053	

URBAN

Candidate	Votes	Expiry of term
DANIELS, Paul	209 (13.46%)	
MIOLIN, Steve	450 (28.98%)	16 October 2027
DARIN, Jayde	259 (16.68%)	16 October 2027
KARAMFILES, Sam	95 (6.12%)	
GUNSON, Ken	70 (4.51%)	
MILES, Suzanne	118 (7.60%)	
TAYLOR, Robert	97 (6.25%)	
DE CAMPO, Wade	255 (16.42%)	
Total Valid Votes	1,553	
Informal	10 (0.64%)	
Total Votes Received	1,563	

CITY OF MELVILLE

MAYOR

Candidate	Votes	Expiry of term
MCGOLDRICK, Michael	3,808 (16.15%)	
AUBREY, Russell	3,142 (13.33%)	
PAZOLLI, Nicholas	1,917 (8.13%)	
EDINGER, Jane	3,029 (12.85%)	
ROSS, Clive	3,255 (13.81%)	
MAIR, Katy	4,075 (17.29%)	16 October 2027
GEAR, George	4,347 (18.44%)	
Total Valid Votes	23,573	
Informal	144 (0.61%)	
Total Votes Received	23,717	

APPLECROSS-MOUNT PLEASANT

Candidate	Votes	Expiry of term
KEPERT, Steve	1,513 (40.44%)	
LIM, Daniel	2,228 (59.56%)	16 October 2027
Total Valid Votes	3,741	
Informal	17 (0.45%)	
Total Votes Received	3,758	

BATEMAN-KARDINYA-MURDOCH

Candidate	Votes	Expiry of term
STOKES, Tony	1,234 (35.62%)	
HONG, Soo	1,260 (36.37%)	16 October 2027
LINDSAY, Nicholas	970 (28.00%)	
Total Valid Votes	3,464	
Informal	23 (0.66%)	
Total Votes Received	3,487	

CITY OF MELVILLE

BICTON-ATTADALE-ALFRED COVE

Candidate	Votes	Expiry of term
BARBER, Glynis	2,048 (51.86%)	16 October 2027
PANAYOTOU, George	1,901 (48.14%)	
Total Valid Votes	3,949	
Informal	21 (0.53%)	
Total Votes Received	3,970	

BULL CREEK-LEEMING

Candidate	Votes	Expiry of term
WOODALL, Matt	Elected Unopposed	16 October 2027
Total Valid Votes	0	
Informal	0 (0.00%)	
Total Votes Received	0	

CENTRAL

Candidate	Votes	Expiry of term
GREEN, Scott	2,081 (49.10%)	16 October 2027
PISCEDDA, Italo	706 (16.66%)	
KOUL, Bill	436 (10.29%)	
VILAISANOW, Prada	167 (3.94%)	
LEE, Terry	848 (20.01%)	
Total Valid Votes	4,238	
Informal	43 (1.00%)	
Total Votes Received	4,281	

PALMYRA-MELVILLE-WILLAGEE

Candidate	Votes	Expiry of term
MCGOLDRICK, Michael	1,447 (38.19%)	
FITZGERALD, Tomas	1,593 (42.04%)	16 October 2027
SCOTT, Philip	749 (19.77%)	
Total Valid Votes	3,789	
Informal	34 (0.89%)	
Total Votes Received	3,823	

SHIRE OF MERREDIN

MERREDIN

Candidate	Votes	Expiry of term
VAN DER MERWE, Phil	127 (14.89%)	16 October 2027
MANNING, Renee	93 (10.90%)	16 October 2027
ANDERSON, Bradley	82 (9.61%)	18 October 2025
MCKENZIE, Mark	348 (40.80%)	16 October 2027
ROUXEL, Victoria	20 (2.34%)	
BILLING, Hayley	107 (12.54%)	16 October 2027
O'NEILL, Lisa	76 (8.91%)	
Total Valid Votes	853	
Informal	4 (0.47%)	
Total Votes Received	857	

SHIRE OF MOORA

MOORA

Candidate	Votes		Expiry of term
CLYDESDALE-GEBERT, Denise	Elected	Unopposed	16 October 2027
DUGAN, Troy	Elected	Unopposed	16 October 2027
GILBERT, Stephen	Elected	Unopposed	16 October 2027
Total Valid Votes	0		
Informal	0	(0.00%)	
Total Votes Received	0		

SHIRE OF MORAWA**MORAWA**

Candidate	Votes		Expiry of term
CHADWICK, Grant	Elected	Unopposed	16 October 2027
NORTH, Diana	Elected	Unopposed	16 October 2027
Total Valid Votes	0		
Informal	0	(0.00%)	
Total Votes Received	0		

TOWN OF MOSMAN PARK

MOSMAN PARK

Candidate	Votes	Expiry of term
BAIRD, Andrew	555 (25.39%)	16 October 2027
MAHENDRANATHAN, Prem	133 (6.08%)	
CORBYN, Sarah	402 (18.39%)	16 October 2027
ARMSTRONG, Russell	378 (17.29%)	16 October 2027
MAURICE, Andrew	365 (16.70%)	18 October 2025
LONIE, Nick	353 (16.15%)	
Total Valid Votes	2,186	
Informal	10 (0.46%)	
Total Votes Received	2,196	

SHIRE OF MOUNT MARSHALL

MOUNT MARSHALL

Candidate	Votes		Expiry of term
GIBSON, Tanya	Elected	Unopposed	16 October 2027
GILLETT, Nick	Elected	Unopposed	16 October 2027
SACHSE, Tony	Elected	Unopposed	16 October 2027
Total Valid Votes	0		
Informal	0	(0.00%)	
Total Votes Received	0		

SHIRE OF MUKINBUDIN

MUKINBUDIN

Candidate	Votes		Expiry of term
MCGLASHAN, Callum	Elected	Unopposed	16 October 2027
SHADBOLT, Gary	Elected	Unopposed	16 October 2027
WALKER, Ashley Francis Clarke	Elected	Unopposed	16 October 2027
Total Valid Votes	0		
Informal	0	(0.00%)	
Total Votes Received	0		

SHIRE OF MUNDARING

PRESIDENT

Candidate	Votes	Expiry of term
DAW, John	2,513 (31.33%)	
McNEIL, Paige	5,509 (68.67%)	16 October 2027
Total Valid Votes	8,022	
Informal	61 (0.75%)	
Total Votes Received	8,083	

CENTRAL

Candidate	Votes	Expiry of term
JEANS, Doug	828 (35.95%)	
MEHTA, Prapti	812 (35.26%)	16 October 2027
GROSSO, Kate	663 (28.79%)	
Total Valid Votes	2,303	
Informal	18 (0.78%)	
Total Votes Received	2,321	

EAST

Candidate	Votes	Expiry of term
SPAGNOLO, Anthony	1,004 (48.02%)	
DAW, John	1,087 (51.98%)	16 October 2027
Total Valid Votes	2,091	
Informal	18 (0.85%)	
Total Votes Received	2,109	

SHIRE OF MURCHISON

MURCHISON

Candidate	Votes		Expiry of term
FOULKES-TAYLOR, Rossco	Elected	Unopposed	16 October 2027
FOWLER, Quentin	Elected	Unopposed	16 October 2027
WHITMARSH, Andrew	Elected	Unopposed	16 October 2027
Total Valid Votes	0		
Informal	0	(0.00%)	
Total Votes Received	0		

SHIRE OF MURRAY

PRESIDENT

Candidate	Votes		Expiry of term
BOLT, David	Elected	Unopposed	16 October 2027
Total Valid Votes	0		
Informal	0	(0.00%)	
Total Votes Received	0		

MURRAY

Candidate	Votes		Expiry of term
WILLIS, Nicole	1,453	(37.56%)	16 October 2027
ROGERS, Ange	1,108	(28.65%)	16 October 2027
LEE, Steve	1,094	(28.28%)	16 October 2027
BEACHAM, Brenda	213	(5.51%)	
Total Valid Votes	3,868		
Informal	39	(1.00%)	
Total Votes Received	3,907		

SHIRE OF NANNUP

NANNUP

Candidate	Votes		Expiry of term
BROWN, Cheryle	Elected	Unopposed	16 October 2027
DEAN, Tony	Elected	Unopposed	16 October 2027
FRASER, Patricia	Elected	Unopposed	16 October 2027
Total Valid Votes	0		
Informal	0	(0.00%)	
Total Votes Received	0		

SHIRE OF NARROGIN

NARROGIN

Candidate	Votes	Expiry of term
WIESE, Tim	338 (29.16%)	16 October 2027
BROAD, Graham	221 (19.07%)	16 October 2027
BARTRON, Clive	98 (8.46%)	18 October 2025
ALEXANDER, Tamara	53 (4.57%)	
EARLY, Jacqui	58 (5.00%)	
FISHER, Murray	86 (7.42%)	18 October 2025
POMYKALA, Josh	112 (9.66%)	16 October 2027
SEALE, Brian	109 (9.40%)	
MCNAB, Roxanne	84 (7.25%)	18 October 2025
Total Valid Votes	1,159	
Informal	3 (0.26%)	
Total Votes Received	1,162	

CITY OF NEDLANDS

MAYOR

Candidate	Votes	Expiry of term
HODSDON, Benedict	1,164 (21.80%)	
YOUNGMAN, Noel	1,506 (28.20%)	
ARGYLE, Fiona	2,670 (50.00%)	16 October 2027
Total Valid Votes	5,340	
Informal	21 (0.39%)	
Total Votes Received	5,361	

DALKEITH

Candidate	Votes	Expiry of term
BENNETT, Fergus	Elected Unopposed	16 October 2027
Total Valid Votes	0	
Informal	0 (0.00%)	
Total Votes Received	0	

HOLLYWOOD

Candidate	Votes	Expiry of term
POLLARD, Melanie	476 (35.16%)	
WEST, Allana	342 (25.26%)	
McMANUS, Leo	536 (39.59%)	18 October 2025
Total Valid Votes	1,354	
Informal	6 (0.44%)	
Total Votes Received	1,360	

MELVISTA

Candidate	Votes	Expiry of term
SENATHIRAJAH, Rajah	574 (42.27%)	
COGHLAN, Rebecca	784 (57.73%)	16 October 2027
Total Valid Votes	1,358	
Informal	7 (0.51%)	
Total Votes Received	1,365	

SHIRE OF NGAANYATJARRAKU

NGAANYATJARRAKU

Candidate	Votes		Expiry of term
FRAZER, Debra	Elected	Unopposed	16 October 2027
FRAZER, Joylene	Elected	Unopposed	16 October 2027
JONES, Andrew	Elected	Unopposed	18 October 2025
MCLEAN, John Damian	Elected	Unopposed	16 October 2027
PORTER, Julie	Elected	Unopposed	18 October 2025
Total Valid Votes	0		
Informal	0	(0.00%)	
Total Votes Received	0		

SHIRE OF NORTHAM

PRESIDENT

Candidate	Votes	Expiry of term
WILLIAMS, Julie	454 (20.52%)	
ANTONIO, Chris	1,103 (49.86%)	16 October 2027
POULTON, Christopher	655 (29.61%)	
Total Valid Votes	2,212	
Informal	23 (1.03%)	
Total Votes Received	2,235	

EAST

Candidate	Votes	Expiry of term
POULTON, Christopher	469 (31.56%)	16 October 2027
VIGAR, Mudmee	154 (10.36%)	
GIRAK, Maria	521 (35.06%)	16 October 2027
WILLIAMS, Julie	342 (23.01%)	16 October 2027
Total Valid Votes	1,486	
Informal	14 (0.93%)	
Total Votes Received	1,500	

SHIRE OF NORTHAMPTON

NORTHAMPTON

Candidate	Votes		Expiry of term
BURGES, Richard	Elected	Unopposed	16 October 2027
PIKE, Des	Elected	Unopposed	18 October 2025
SUCKLING, Karl	Elected	Unopposed	16 October 2027
SUCKLING, Roslyn	Elected	Unopposed	16 October 2027
SUDLOW, Liz	Elected	Unopposed	16 October 2027
Total Valid Votes	0		
Informal	0	(0.00%)	
Total Votes Received	0		

SHIRE OF NUNGARIN

NUNGARIN

Candidate	Votes		Expiry of term
DAYMAN, Kerry	Elected	Unopposed	16 October 2027
DE LACY, Pippa	Elected	Unopposed	16 October 2027
LEE, Bill	Elected	Unopposed	16 October 2027
Total Valid Votes	0		
Informal	0	(0.00%)	
Total Votes Received	0		

SHIRE OF PEPPERMINT GROVE

PEPPERMINT GROVE

Candidate	Votes		Expiry of term
BOND, Emerald	Elected	Unopposed	16 October 2027
MACINTOSH, Peter	Elected	Unopposed	16 October 2027
MAHONY, Jessamy	Elected	Unopposed	16 October 2027
Total Valid Votes	0		
Informal	0	(0.00%)	
Total Votes Received	0		

SHIRE OF PERENJORI

PERENJORI

Candidate	Votes		Expiry of term
BRADFORD, Daniel	Elected	Unopposed	16 October 2027
CAMPBELL, Brian	Elected	Unopposed	16 October 2027
FRASER, Andrew	Elected	Unopposed	16 October 2027
SUTHERLAND, Judith	Elected	Unopposed	16 October 2027
Total Valid Votes	0		
Informal	0	(0.00%)	
Total Votes Received	0		

CITY OF PERTH

LORD MAYOR

Candidate	Votes	Expiry of term
LEYLAND, Will	405 (7.01%)	
ZEMPILAS, Basil	3,264 (56.50%)	16 October 2027
ANGHIE, Sandy	2,108 (36.49%)	
Total Valid Votes	5,777	
Informal	43 (0.74%)	
Total Votes Received	5,820	

PERTH

Candidate	Votes	Expiry of term
REYNOLDS, Bruce	827 (15.04%)	16 October 2027
MARSDON, Glennys	420 (7.64%)	
GONCALVES, David	547 (9.95%)	16 October 2027
YORKE, Crawford	519 (9.44%)	
LEYLAND, Will	361 (6.57%)	
BO, Naijiao (Jason)	330 (6.00%)	
DOSHI, Raj	442 (8.04%)	16 October 2027
MACMILLAN, Bronte	365 (6.64%)	
LEZER, Catherine	911 (16.57%)	16 October 2027
VINE, Shirley	227 (4.13%)	
LEE, Dave	244 (4.44%)	
TRIPP, Isabella	304 (5.53%)	
Total Valid Votes	5,497	
Informal	69 (1.24%)	
Total Votes Received	5,566	

SHIRE OF PLANTAGENET

PLANTAGENET

Candidate	Votes	Expiry of term
SHEARD, Warren	185 (10.89%)	16 October 2027
LIEBECK, Josh	788 (46.38%)	16 October 2027
O'DEA, Marie	133 (7.83%)	
CLEMENTS, Ken	352 (20.72%)	16 October 2027
WOLTERING, Karen	92 (5.41%)	
BROWN, Rosie	138 (8.12%)	16 October 2027
KROGDAHL, Ernest	11 (0.65%)	
Total Valid Votes	1,699	
Informal	9 (0.53%)	
Total Votes Received	1,708	

TOWN OF PORT HEDLAND

PORT HEDLAND

Candidate	Votes	Expiry of term
THOMPSON, Lauren	79 (3.83%)	
ARENTZ, Sven	244 (11.82%)	16 October 2027
REBELLO, Ambika	168 (8.14%)	16 October 2027
JACOB, Gloria	179 (8.67%)	
STANLEY, James	59 (2.86%)	
DACCACHE, George	90 (4.36%)	
ASHENDEN, Johnny	54 (2.62%)	
BUTSON, Lorraine	188 (9.11%)	16 October 2027
SIBIYA, Glorymore	88 (4.26%)	
FISHER, Jillian	119 (5.77%)	
SILCOCK, Gary	48 (2.33%)	
WYN, Mary	72 (3.49%)	
RIVERA, Tekohi (TK)	69 (3.34%)	
NORWELL, Katie	32 (1.55%)	
GILLINGHAM, Jan	83 (4.02%)	
COLES, Renae	132 (6.40%)	
HIGGINS, Roger	78 (3.78%)	
BLANCO, Camilo	282 (13.66%)	16 October 2027
Total Valid Votes	2,064	
Informal	26 (1.24%)	
Total Votes Received	2,090	

SHIRE OF QUAIRADING

QUAIRADING

Candidate	Votes		Expiry of term
COWCILL, Becky	Elected	Unopposed	16 October 2027
FALTYN, Renee	Elected	Unopposed	16 October 2027
HAYES, Jo	Elected	Unopposed	18 October 2025
HAYTHORNTHTWAITE, Jo	Elected	Unopposed	18 October 2025
HIPPISLEY, Jonathan	Elected	Unopposed	18 October 2025
SMITH, Peter	Elected	Unopposed	16 October 2027
STACEY, Trevor	Elected	Unopposed	16 October 2027
Total Valid Votes	0		
Informal	0	(0.00%)	
Total Votes Received	0		

SHIRE OF RAVENSTHORPE

RAVENSTHORPE

Candidate	Votes	Expiry of term
LEIGHTON, Sue	86 (12.01%)	16 October 2027
FYFE, Geoff	60 (8.38%)	
GIBSON, Rachel	215 (30.03%)	16 October 2027
MILOSESKI, Robert	68 (9.50%)	
MUDIE, Mark	98 (13.69%)	16 October 2027
SINCLAIR, Karen	100 (13.97%)	16 October 2027
BELL, Julia Marie	89 (12.43%)	
Total Valid Votes	716	
Informal	4 (0.56%)	
Total Votes Received	720	

CITY OF ROCKINGHAM

BALDIVIS

Candidate	Votes	Expiry of term
PRIVILEGE, Rebecca	674 (9.26%)	
DAVIES, Sally	680 (9.35%)	
MIDDLECOAT, Kelly	1,770 (24.33%)	16 October 2027
CRICHTON, Mike	1,777 (24.43%)	16 October 2027
TOKI, Mary	497 (6.83%)	
MARTIN, Lucas	1,058 (14.54%)	
MBANO, Dylan	819 (11.26%)	
Total Valid Votes	7,275	
Informal	87 (1.18%)	
Total Votes Received	7,362	

COMET BAY

Candidate	Votes	Expiry of term
RUDMAN, David	1,051 (20.40%)	
BUCHAN, Lorna	3,333 (64.68%)	16 October 2027
NOLAN, Nic	769 (14.92%)	
Total Valid Votes	5,153	
Informal	45 (0.87%)	
Total Votes Received	5,198	

CITY OF ROCKINGHAM

ROCKINGHAM-SAFETY BAY

Candidate	Votes	Expiry of term
GARNER, Brett	510 (3.26%)	
KLAU, Kingsley	1,170 (7.48%)	
HEMINGWAY, Adelle	1,450 (9.27%)	
HUDSON, Peter	2,815 (18.00%)	16 October 2027
DEAN, Bradley	627 (4.01%)	
COTTAM, Rae	1,714 (10.96%)	
BUCHANAN, Craig	1,924 (12.30%)	16 October 2027
PALMER, Dawn	655 (4.19%)	
DAVIES, Jason	976 (6.24%)	
REID, Davina	754 (4.82%)	
JONES, Mark	3,048 (19.48%)	16 October 2027
Total Valid Votes	15,643	
Informal	249 (1.57%)	
Total Votes Received	15,892	

SHIRE OF SANDSTONE

SANDSTONE

Candidate	Votes		Expiry of term
ALLISON, James David	Elected	Unopposed	16 October 2027
MCQUIE, Vicki	Elected	Unopposed	16 October 2027
WALTON, Bethel	Elected	Unopposed	16 October 2027
Total Valid Votes	0		
Informal	0	(0.00%)	
Total Votes Received	0		

SHIRE OF SHARK BAY

SHARK BAY

Candidate	Votes		Expiry of term
COWELL, Cheryl	Elected	Unopposed	16 October 2027
RIDGLEY, Greg	Elected	Unopposed	16 October 2027
SMITH, Mark	Elected	Unopposed	16 October 2027
STUBBERFIELD, Peter	Elected	Unopposed	16 October 2027
Total Valid Votes	0		
Informal	0	(0.00%)	
Total Votes Received	0		

CITY OF SOUTH PERTH

MAYOR

Candidate	Votes	Expiry of term
MILNER, Greg	6,355 (60.83%)	16 October 2027
CHOY, Mary	4,092 (39.17%)	
Total Valid Votes	10,447	
Informal	56 (0.53%)	
Total Votes Received	10,503	

COMO

Candidate	Votes	Expiry of term
WAUGH, Bronwyn	Elected Unopposed	16 October 2027
Total Valid Votes	0	
Informal	0 (0.00%)	
Total Votes Received	0	

MANNING

Candidate	Votes	Expiry of term
WATTS, George	1,127 (41.09%)	
BRENDER-A-BRANDIS, André	1,415 (51.59%)	16 October 2027
THORNE, Warren	201 (7.33%)	
Total Valid Votes	2,743	
Informal	23 (0.83%)	
Total Votes Received	2,766	

MILL POINT

Candidate	Votes	Expiry of term
TINLEY, Cam	1,037 (36.30%)	
COVENEY, Nic	1,820 (63.70%)	16 October 2027
Total Valid Votes	2,857	
Informal	22 (0.76%)	
Total Votes Received	2,879	

CITY OF SOUTH PERTH

MORESBY

Candidate	Votes	Expiry of term
PRENDIVILLE, Hayley	1,272 (51.39%)	16 October 2027
RUSSELL, Stephen	1,094 (44.20%)	
MCGAVIN, Krissy	109 (4.40%)	
Total Valid Votes	2,475	
Informal	17 (0.68%)	
Total Votes Received	2,492	

CITY OF STIRLING

MAYOR

Candidate	Votes	Expiry of term
RE, Elizabeth	15,998 (37.98%)	
IRWIN, Mark	26,121 (62.02%)	16 October 2027
Total Valid Votes	42,119	
Informal	369 (0.87%)	
Total Votes Received	42,488	

BALGA

Candidate	Votes	Expiry of term
OGILVIE, Elizabeth	738 (11.54%)	
TIN THEI, Ram	1,081 (16.91%)	
DUDEK, Michael	3,105 (48.57%)	16 October 2027
BLITVICH, Amy	1,469 (22.98%)	
Total Valid Votes	6,393	
Informal	102 (1.57%)	
Total Votes Received	6,495	

COASTAL

Candidate	Votes	Expiry of term
PEARCE, Colleen	1,269 (21.75%)	
PAPARDE, Rob	3,106 (53.23%)	16 October 2027
WHEELER, Simon	1,460 (25.02%)	
Total Valid Votes	5,835	
Informal	54 (0.92%)	
Total Votes Received	5,889	

DOUBLEVIEW

Candidate	Votes	Expiry of term
NOAKES, John	1,543 (23.51%)	
POGGIOLI, Tonia	1,440 (21.94%)	
PROUD, Stephanie Jane	3,581 (54.56%)	16 October 2027
Total Valid Votes	6,564	
Informal	54 (0.82%)	
Total Votes Received	6,618	

CITY OF STIRLING

HAMERSLEY

Candidate	Votes	Expiry of term
NOACK, Lynne	1,683 (29.12%)	
HATTON, Chris	3,196 (55.29%)	16 October 2027
FOWLER, Catherine	901 (15.59%)	
Total Valid Votes	5,780	
Informal	28 (0.48%)	
Total Votes Received	5,808	

INGLEWOOD

Candidate	Votes	Expiry of term
GIUDICI, Damien	1,960 (34.76%)	16 October 2027
LAGAN, David	1,525 (27.04%)	18 October 2025
MORRISON, Sophie	989 (17.54%)	
ION, Daniela	1,165 (20.66%)	
Total Valid Votes	5,639	
Informal	75 (1.31%)	
Total Votes Received	5,714	

LAWLEY

Candidate	Votes	Expiry of term
FERRANTE, Joe	3,020 (52.32%)	16 October 2027
EVANGELISTA, Belinda	2,752 (47.68%)	
Total Valid Votes	5,772	
Informal	49 (0.84%)	
Total Votes Received	5,821	

CITY OF STIRLING

OSBORNE

Candidate	Votes	Expiry of term
DROPULICH, Wayne	1,431 (23.14%)	
FAMIANO, Sergio	1,285 (20.78%)	
THORNTON, Lisa	1,712 (27.68%)	16 October 2027
ARGESE, Mary	1,757 (28.41%)	
Total Valid Votes	6,185	
Informal	61 (0.98%)	
Total Votes Received	6,246	

CITY OF SUBIACO

CENTRAL

Candidate	Votes		Expiry of term
JOHNSTON, Nicola	Elected	Unopposed	16 October 2027
O'CONNOR, Penny	Elected	Unopposed	18 October 2025
Total Valid Votes		0	
Informal	0	(0.00%)	
Total Votes Received		0	

EAST

Candidate	Votes		Expiry of term
BURNS, Mark	Elected	Unopposed	16 October 2027
Total Valid Votes		0	
Informal	0	(0.00%)	
Total Votes Received		0	

NORTH

Candidate	Votes		Expiry of term
DE VRIES, Rosemarie	Elected	Unopposed	18 October 2025
JONES, Russell	Elected	Unopposed	16 October 2027
Total Valid Votes		0	
Informal	0	(0.00%)	
Total Votes Received		0	

SOUTH

Candidate	Votes		Expiry of term
POWELL, Rick	Elected	Unopposed	16 October 2027
Total Valid Votes		0	
Informal	0	(0.00%)	
Total Votes Received		0	

CITY OF SWAN

MAYOR

Candidate	Votes	Expiry of term
RICHARDSON, Tanya	5,624 (18.03%)	16 October 2027
BAILEY, Kevin	2,495 (8.00%)	
JOHNSON, Ian	6,535 (20.95%)	
ZANNINO, Charlie	1,633 (5.24%)	
BOWMAN, Aaron	3,661 (11.74%)	
SINGH, Jagdip	1,131 (3.63%)	
HENDERSON, Rod	3,494 (11.20%)	
SAINI, Lucky	647 (2.07%)	
MCCULLOUGH, Cate	3,404 (10.91%)	
PREDOVNIK, Rashelle	2,563 (8.22%)	
Total Valid Votes	31,187	
Informal	390 (1.24%)	
Total Votes Received	31,577	

ALTONE

Candidate	Votes	Expiry of term
DEAN, Shaynon	1,240 (17.07%)	
FARDIG, David	1,098 (15.11%)	
DORN, Amanda	2,474 (34.05%)	16 October 2027
SINGH, Mani	698 (9.61%)	
WOODS, Phillip	753 (10.36%)	
ALI, Arshad	1,003 (13.80%)	
Total Valid Votes	7,266	
Informal	100 (1.36%)	
Total Votes Received	7,366	

CITY OF SWAN

MIDLAND-GUILDFORD

Candidate	Votes	Expiry of term
JOHNSON, Ian	2,798 (44.65%)	16 October 2027
DEERING, Lynn	663 (10.58%)	
ABBOT, Anjali	291 (4.64%)	
WARRICK, Ashton	546 (8.71%)	
PREDOVNIK, Rashelle	1,433 (22.87%)	16 October 2027
BAILEY, Kevin	536 (8.55%)	
Total Valid Votes	6,267	
Informal	81 (1.28%)	
Total Votes Received	6,348	

PEARCE

Candidate	Votes	Expiry of term
ARINGO, Evia	1,746 (23.70%)	16 October 2027
RICHARDSON, Tanya	0 (0.00%)	
BLOOMFIELD, Shaun	542 (7.36%)	
BERGEMANN, Denis	232 (3.15%)	
WEPPNER, Gary	532 (7.22%)	
MCCULLOUGH, Cate	1,991 (27.03%)	16 October 2027
LYNDON-JAMES, Peter	1,387 (18.83%)	
SAINI, Lucky	460 (6.24%)	
ATTWOOD, Sharron	476 (6.46%)	
Total Valid Votes	7,366	
Informal	127 (1.69%)	
Total Votes Received	7,493	

CITY OF SWAN

SWAN VALLEY-GIDGEGANNUP

Candidate	Votes	Expiry of term
DAWSON, Howard	671 (13.25%)	
JAMES, Rhys	735 (14.51%)	
TURNER, Smadar	992 (19.59%)	
FOLEY, Lauchlan	449 (8.86%)	
HENDERSON, Rod	1,796 (35.46%)	16 October 2027
ROMEO, Mario	422 (8.33%)	
Total Valid Votes	5,065	
Informal	50 (0.98%)	
Total Votes Received	5,115	

WHITEMAN

Candidate	Votes	Expiry of term
CONGERTON, Mel	1,665 (41.83%)	
MILES, Haeden	1,607 (40.38%)	16 October 2027
ZAMIR, Anwar	350 (8.79%)	
KAUR, Harpreet	358 (8.99%)	
Total Valid Votes	3,980	
Informal	50 (1.24%)	
Total Votes Received	4,030	

SHIRE OF THREE SPRINGS**THREE SPRINGS**

Candidate	Votes		Expiry of term
CONNAUGHTON, Christopher	Elected	Unopposed	16 October 2027
ENNOR, Julia	Elected	Unopposed	16 October 2027
EVA, Nadine	Elected	Unopposed	16 October 2027
Total Valid Votes	0		
Informal	0	(0.00%)	
Total Votes Received	0		

SHIRE OF TOODYAY

TOODYAY

Candidate	Votes	Expiry of term
DIVAL, Shelly	663 (42.26%)	16 October 2027
PEARCE, Susan	150 (9.56%)	
RUTHVEN, Beth	72 (4.59%)	
PRATER, John	220 (14.02%)	16 October 2027
MILLS, Ray	174 (11.09%)	
MADACSI, Rosemary	290 (18.48%)	16 October 2027
Total Valid Votes	1,569	
Informal	11 (0.70%)	
Total Votes Received	1,580	

SHIRE OF TRAYNING

TRAYNING

Candidate	Votes		Expiry of term
BROWN, Melanie	Elected	Unopposed	16 October 2027
HARKEN, Corey	Elected	Unopposed	16 October 2027
MARCHANT, Clayton	Elected	Unopposed	16 October 2027
NAUGHTON, Dale	Elected	Unopposed	16 October 2027
Total Valid Votes	0		
Informal	0	(0.00%)	
Total Votes Received	0		

SHIRE OF UPPER GASCOYNE

UPPER GASCOYNE

Candidate	Votes	Expiry of term
WINDIE, Peter	9 (15.79%)	16 October 2027
WATTERS, Greg	3 (5.26%)	
BASTON, Will	11 (19.30%)	16 October 2027
BREMER, Krystie	6 (10.53%)	
CAUNT, Jim	16 (28.07%)	16 October 2027
HOSEASON-SMITH, Ray	12 (21.05%)	16 October 2027
Total Valid Votes	57	
Informal	0 (0.00%)	
Total Votes Received	57	

TOWN OF VICTORIA PARK

MAYOR

Candidate	Votes	Expiry of term
MINSON, Daniel	1,924 (28.15%)	
VERNON, Karen	2,723 (39.84%)	16 October 2027
MAXWELL, Vince	2,187 (32.00%)	
Total Valid Votes	6,834	
Informal	39 (0.57%)	
Total Votes Received	6,873	

BANKSIA

Candidate	Votes	Expiry of term
SNEDDEN, Rick	459 (14.66%)	
ANDERSON, Claire	797 (25.46%)	16 October 2027
MILES, Lindsay	669 (21.37%)	18 October 2025
HENDRIKS, Wilfred	406 (12.97%)	
FARIAS, Enel	35 (1.12%)	
FORMOSA, Neil	157 (5.01%)	
MELROSA, Peter	608 (19.42%)	16 October 2027
Total Valid Votes	3,131	
Informal	30 (0.95%)	
Total Votes Received	3,161	

JARRAH

Candidate	Votes	Expiry of term
MINSON, Daniel	1,282 (35.19%)	16 October 2027
CROESER, Sky	567 (15.56%)	16 October 2027
METTERNICK-JONES, Selina	323 (8.87%)	
KARIMI, Jesvin	518 (14.22%)	
POON, Li-Yen	315 (8.65%)	
CELEDIN, Carl	638 (17.51%)	
Total Valid Votes	3,643	
Informal	33 (0.90%)	
Total Votes Received	3,676	

SHIRE OF VICTORIA PLAINS

VICTORIA PLAINS

Candidate	Votes	Expiry of term
JOHNSON, Rebecca	137 (38.59%)	16 October 2027
O'BRIEN, Gary	33 (9.30%)	
BANTOCK, Pauline	111 (31.27%)	16 October 2027
KELLY, Jim	74 (20.85%)	
Total Valid Votes	355	
Informal	1 (0.28%)	
Total Votes Received	356	

CITY OF VINCENT

MAYOR

Candidate	Votes	Expiry of term
MADDEN, Amanda	596 (8.09%)	
ALEXANDER, Ron	2,438 (33.11%)	
XAMON, Alison	2,956 (40.14%)	16 October 2027
WORNER, Suzanne	1,374 (18.66%)	
Total Valid Votes	7,364	
Informal	41 (0.55%)	
Total Votes Received	7,405	

NORTH

Candidate	Votes	Expiry of term
MADDEN, Phillip	335 (9.45%)	
POULIOS, Con	901 (25.42%)	
WOOLF, Nicole	1,209 (34.11%)	16 October 2027
WORNER, Suzanne	1,099 (31.01%)	16 October 2027
Total Valid Votes	3,544	
Informal	30 (0.84%)	
Total Votes Received	3,574	

SOUTH

Candidate	Votes	Expiry of term
MACTIERNAN, Diana	481 (12.89%)	
GREER, Sophie	682 (18.27%)	18 October 2025
BENIER, Ed	340 (9.11%)	
BOWE, Kerry	86 (2.30%)	
MADDEN, Amanda	340 (9.11%)	
LA FONTAINE, Ashlee	637 (17.07%)	16 October 2027
WALLACE, Ashley	1,166 (31.24%)	16 October 2027
Total Valid Votes	3,732	
Informal	26 (0.69%)	
Total Votes Received	3,758	

SHIRE OF WANDERING

WANDERING

Candidate	Votes		Expiry of term
COWAN, Robert	Elected	Unopposed	16 October 2027
JENNINGS, Dennis	Elected	Unopposed	16 October 2027
LITTLE, Sheryl	Elected	Unopposed	16 October 2027
PRICE, Alan	Elected	Unopposed	16 October 2027
Total Valid Votes	0		
Informal	0	(0.00%)	
Total Votes Received	0		

CITY OF WANNEROO

MAYOR

Candidate	Votes	Expiry of term
HUNTLEY, Jacqui	2,980 (8.32%)	
NGUYEN, Hugh	6,296 (17.59%)	
NGUYEN, Vinh	3,546 (9.91%)	
DALE, Mike	3,519 (9.83%)	
MURPHY, Ziggi	1,313 (3.67%)	
AITKEN, Linda	10,290 (28.75%)	16 October 2027
MALLOY, Aaron	820 (2.29%)	
NEWTON, Dot	1,269 (3.54%)	
COETZEE, Sonet	2,408 (6.73%)	
BERRY, Helen	3,356 (9.38%)	
Total Valid Votes	35,797	
Informal	412 (1.14%)	
Total Votes Received	36,209	

CENTRAL

Candidate	Votes	Expiry of term
CVITAN, Frank	1,853 (38.76%)	
NEWTON, Dot	1,035 (21.65%)	
HUNTLEY, Jacqui	1,893 (39.59%)	16 October 2027
Total Valid Votes	4,781	
Informal	38 (0.79%)	
Total Votes Received	4,819	

CENTRAL-EAST

Candidate	Votes	Expiry of term
WEATHERILL, Anna	1,408 (28.33%)	
O'BRIEN, Stephen	1,028 (20.68%)	
SALINAS, Marino	691 (13.90%)	
MOORE, Marizane	1,843 (37.08%)	16 October 2027
Total Valid Votes	4,970	
Informal	56 (1.11%)	
Total Votes Received	5,026	

CITY OF WANNEROO

CENTRAL-WEST

Candidate	Votes	Expiry of term
BEDWORTH, Phil	1,921 (40.45%)	16 October 2027
BOTHA, Paul	1,129 (23.77%)	
ANDREWS, Nick	1,699 (35.78%)	
Total Valid Votes	4,749	
Informal	46 (0.96%)	
Total Votes Received	4,795	

NORTH

Candidate	Votes	Expiry of term
AHLQUIST, Melissa	690 (11.99%)	
FIGG, Alex	3,182 (55.30%)	16 October 2027
SHANNON, Andre	1,182 (20.54%)	
KAMARA, Elizabeth	700 (12.17%)	
Total Valid Votes	5,754	
Informal	70 (1.20%)	
Total Votes Received	5,824	

NORTH-EAST

Candidate	Votes	Expiry of term
TZAVARAS-THORNTON, Mitchell	487 (13.12%)	
PARKER, Glynis	1,942 (52.30%)	16 October 2027
DALE, Mike	1,284 (34.58%)	
Total Valid Votes	3,713	
Informal	50 (1.33%)	
Total Votes Received	3,763	

CITY OF WANNEROO

SOUTH

Candidate	Votes	Expiry of term
MURPHY, Ziggi	1,279 (24.64%)	
SEIF, Eman	2,918 (56.21%)	16 October 2027
BLACKHEART, Adam	994 (19.15%)	
Total Valid Votes	5,191	
Informal	64 (1.22%)	
Total Votes Received	5,255	

SOUTH-WEST

Candidate	Votes	Expiry of term
NGUYEN, Vinh	3,850 (69.01%)	16 October 2027
PARIKH, Virendra	1,729 (30.99%)	
Total Valid Votes	5,579	
Informal	48 (0.85%)	
Total Votes Received	5,627	

SHIRE OF WAROONA

WAROONA

Candidate	Votes	Expiry of term
VITALE, Vincenzo	193 (17.34%)	
CLARKE, Charlie	217 (19.50%)	16 October 2027
SCOTT, Larry	207 (18.60%)	18 October 2025
MASON, John	236 (21.20%)	16 October 2027
ODORISIO, Karen	260 (23.36%)	16 October 2027
Total Valid Votes	1,113	
Informal	11 (0.98%)	
Total Votes Received	1,124	

SHIRE OF WEST ARTHUR

WEST ARTHUR

Candidate	Votes		Expiry of term
HALL, Lucy	Elected	Unopposed	16 October 2027
MORRELL, Neil	Elected	Unopposed	16 October 2027
PEIRCE, Graeme	Elected	Unopposed	16 October 2027
SQUIRES, Adam	Elected	Unopposed	18 October 2025
Total Valid Votes	0		
Informal	0	(0.00%)	
Total Votes Received	0		

SHIRE OF WICKEPIN

WICKEPIN

Candidate	Votes		Expiry of term
ALLAN, Frances May	Elected	Unopposed	16 October 2027
MEARNS, John	Elected	Unopposed	16 October 2027
RUSSELL, Julie	Elected	Unopposed	16 October 2027
Total Valid Votes	0		
Informal	0	(0.00%)	
Total Votes Received	0		

SHIRE OF WILLIAMS

WILLIAMS

Candidate	Votes	Expiry of term
COWCHER, Christine	54 (15.56%)	16 October 2027
MACNAMARA, John	16 (4.61%)	18 October 2025
HARDING, Simon	30 (8.65%)	18 October 2025
LLOYD, Marie	4 (1.15%)	
MAJOR, Natalie	28 (8.07%)	18 October 2025
PANIZZA, Bernie	46 (13.26%)	16 October 2027
LOGIE, Jarrad	137 (39.48%)	16 October 2027
PRICE, Tracey	32 (9.22%)	16 October 2027
Total Valid Votes	347	
Informal	2 (0.57%)	
Total Votes Received	349	

SHIRE OF WILUNA

WILUNA

Candidate	Votes	Expiry of term
KOROICURE, Ane	17 (21.52%)	16 October 2027
QUADRIO, Jim	13 (16.46%)	16 October 2027
SAWYER, Brodie	8 (10.13%)	
SIDDALL, Jenna	9 (11.39%)	16 October 2027
BARNETT, Jason	1 (1.27%)	
BEAMAN, Brad	3 (3.80%)	
PATCH, Delvene	15 (18.99%)	16 October 2027
CARMODY, Timothy	7 (8.86%)	16 October 2027
BREARLEY, Michael	6 (7.59%)	
Total Valid Votes	79	
Informal	0 (0.00%)	
Total Votes Received	79	

SHIRE OF WONGAN-BALLIDU

WONGAN-BALLIDU

Candidate	Votes		Expiry of term
CHAMBON, Geoffrey	Elected	Unopposed	16 October 2027
GIEDRAITIS, Elyssa	Elected	Unopposed	16 October 2027
SEWELL, Matt	Elected	Unopposed	16 October 2027
STARCEVICH, Susan	Elected	Unopposed	16 October 2027
Total Valid Votes	0		
Informal	0	(0.00%)	
Total Votes Received	0		

SHIRE OF WOODANILLING

WOODANILLING

Candidate	Votes	Expiry of term
MARSHALL, Rodney	16 (8.99%)	16 October 2027
SMITH, Greg	17 (9.55%)	
GARSTONE, Ian	92 (51.69%)	16 October 2027
STEPHENS, Kahlia	53 (29.78%)	16 October 2027
Total Valid Votes	178	
Informal	0 (0.00%)	
Total Votes Received	178	

SHIRE OF WYALKATCHEM

WYALKATCHEM

Candidate	Votes	Expiry of term
FAULKNER, Donald	3 (1.36%)	
BEGLEY, Justin	44 (19.91%)	16 October 2027
LAWSON KERR, Rod	26 (11.76%)	18 October 2025
HAWSER, Nikki	20 (9.05%)	
STRATFORD, Mischa	44 (19.91%)	16 October 2027
DICKSON, Tracy	80 (36.20%)	16 October 2027
AUDRAIN, Kaitlyn	4 (1.81%)	
Total Valid Votes	221	
Informal	10 (4.33%)	
Total Votes Received	231	

SHIRE OF WYNDHAM-EAST KIMBERLEY

PRESIDENT

Candidate	Votes	Expiry of term
MENZEL, David Douglas	683 (71.44%)	16 October 2027
WRIGHT, Keith	273 (28.56%)	
Total Valid Votes	956	
Informal	2 (0.21%)	
Total Votes Received	958	

WYNDHAM-EAST KIMBERLEY

Candidate	Votes	Expiry of term
DEAR, Mat	Elected Unopposed	16 October 2027
KYNE, Bradley	Elected Unopposed	16 October 2027
ROBINSON, Beau	Elected Unopposed	16 October 2027
Total Valid Votes	0	
Informal	0 (0.00%)	
Total Votes Received	0	

SHIRE OF YALGOO**YALGOO**

Candidate	Votes		Expiry of term
VALENZUELA, Raul	Elected	Unopposed	16 October 2027
Total Valid Votes	0		
Informal	0	(0.00%)	
Total Votes Received	0		

SHIRE OF YILGARN

YILGARN

Candidate	Votes	Expiry of term
BRADFORD, Bianca	83 (22.43%)	16 October 2027
GRANT-WILLIAMS, Elizabeth	32 (8.65%)	
NOLAN, Philip	46 (12.43%)	
NEWBURY, Donna	69 (18.65%)	16 October 2027
ROSE, Linda	140 (37.84%)	16 October 2027
Total Valid Votes	370	
Informal	3 (0.80%)	
Total Votes Received	373	

SHIRE OF YORK

YORK

Candidate	Votes	Expiry of term
LUXFORD, Blake	150 (11.71%)	16 October 2027
SMYTHE, Denese	471 (36.77%)	16 October 2027
OLSSON, Peter	22 (1.72%)	
WALTERS, Tricia	57 (4.45%)	
PYKE, Kevin	199 (15.53%)	16 October 2027
BIGNELL, Syd	45 (3.51%)	
SPARROW, David	32 (2.50%)	
GIBBS, Chris	75 (5.85%)	
ADAMINI, James	194 (15.14%)	16 October 2027
NORRIS, Gregory	36 (2.81%)	
Total Valid Votes	1,281	
Informal	12 (0.93%)	
Total Votes Received	1,293	

Appendix 9

Election Results (Voting In Person Elections)

SHIRE OF BROOME

PRESIDENT

Candidate	Votes	Expiry of term
LEAKE, Michael	157 (8.61%)	
MITCHELL, Chris	1,156 (63.41%)	16 October 2027
RENKIN, Brendan	510 (27.98%)	
Total Valid Votes	1,823	
Informal	16 (0.87%)	
Total Votes Received	1,839	

BROOME

Candidate	Votes	Expiry of term
RENKIN, Brendan	118 (6.50%)	
HERVEUX, Jerome	30 (1.65%)	
LEWIS, Jan	200 (11.02%)	16 October 2027
FOY, Elsta	162 (8.93%)	
FLEMING, Edward	155 (8.54%)	
MAMID, Johani	127 (7.00%)	16 October 2027
KNOX, Gwen	131 (7.22%)	
SMITH, Ellen	288 (15.87%)	16 October 2027
CARPENTER, James	134 (7.38%)	
HAJI-ALI, Mala	81 (4.46%)	
VIRGO, Melanie	389 (21.43%)	16 October 2027
Total Valid Votes	1,815	
Informal	25 (1.36%)	
Total Votes Received	1,840	

TOWN OF CAMBRIDGE

MAYOR

Candidate	Votes	Expiry of term
FELS, Anthony James	254 (4.79%)	
MACK, Gary Norman	1,359 (25.61%)	16 October 2027
CARR, Xavier	192 (3.62%)	
CUTLER, Jane	1,259 (23.73%)	
SHANNON, Keri	1,151 (21.69%)	
PALASSIS, Basil	1,091 (20.56%)	
Total Valid Votes	5,306	
Informal	28 (0.52%)	
Total Votes Received	5,334	

COAST

Candidate	Votes	Expiry of term
ANKLESARIA, Meg	499 (17.05%)	
LE PAGE, Michael Thomas	785 (26.82%)	16 October 2027
MCSWEENEY, Anita	499 (17.05%)	
RANDKLEV, Georgie	819 (27.98%)	16 October 2027
FELS, Anthony James	325 (11.10%)	
Total Valid Votes	2,927	
Informal	79 (2.63%)	
Total Votes Received	3,006	

WEMBLEY

Candidate	Votes	Expiry of term
FOLEY, Gavin	421 (18.68%)	
KENNERLY, Susan	1,126 (49.96%)	16 October 2027
BARLOW, Kate	707 (31.37%)	16 October 2027
Total Valid Votes	2,254	
Informal	54 (2.34%)	
Total Votes Received	2,308	

SHIRE OF COCOS (KEELING) ISLANDS

COCOS (KEELING) ISLANDS

Candidate	Votes	Expiry of term
BADLU, Azah	49 (32.67%)	16 October 2027
SLOAN, Osman	13 (8.67%)	16 October 2027
KNIGHT, Signa	8 (5.33%)	18 October 2025
MINKOM, Mohammed Isa	66 (44.00%)	16 October 2027
SYKES, Chloe	9 (6.00%)	
RAPTIKAN, Lofty	5 (3.33%)	
Total Valid Votes	150	
Informal	11 (6.83%)	
Total Votes Received	161	

SHIRE OF CRANBROOK

CRANBROOK

Candidate	Votes	Expiry of term
DENTON, Peter	49 (18.92%)	16 October 2027
POLLARD, George	43 (16.60%)	16 October 2027
EGERTON-WARBURTON, Daisy	49 (18.92%)	16 October 2027
MULCAHY, Perin	29 (11.20%)	18 October 2025
JOHNSON, Robert	21 (8.11%)	18 October 2025
CASSON, Lee	18 (6.95%)	18 October 2025
QUICK, Jennifer	14 (5.41%)	
SLATER, Peter	36 (13.90%)	16 October 2027
Total Valid Votes	259	
Informal	2 (0.77%)	
Total Votes Received	261	

SHIRE OF DERBY-WEST KIMBERLEY

PRESIDENT

Candidate	Votes		Expiry of term
MCCUMSTIE, Peter	Elected	Unopposed	16 October 2027
Total Valid Votes	0		
Informal	0	(0.00%)	
Total Votes Received	0		

DERBY-WEST KIMBERLEY

Candidate	Votes		Expiry of term
ANGWIN, Brett	32	(13.85%)	16 October 2027
ELLISON, Brian	16	(6.93%)	
TWADDLE, Andrew	53	(22.94%)	16 October 2027
O'MEARA, Kerrissa	77	(33.33%)	16 October 2027
BICKERTON, Paul	31	(13.42%)	16 October 2027
FOLEY, Wayne	22	(9.52%)	18 October 2025
Total Valid Votes	231		
Informal	2	(0.86%)	
Total Votes Received	233		

SHIRE OF EAST PILBARA

PRESIDENT

Candidate	Votes	Expiry of term
LOCKYER, Karen	140 (44.73%)	
MIDDLETON, Anthony	173 (55.27%)	16 October 2027
Total Valid Votes	313	
Informal	5 (1.57%)	
Total Votes Received	318	

NORTH

Candidate	Votes	Expiry of term
MCWHIRTER-BROOKS, Wendy	19 (38.78%)	16 October 2027
BOOTH, Bruce	12 (24.49%)	
ANDERSON, Lee	18 (36.73%)	18 October 2025
Total Valid Votes	49	
Informal	1 (2.00%)	
Total Votes Received	50	

SOUTH

Candidate	Votes	Expiry of term
LOCKYER, Karen	128 (50.59%)	16 October 2027
KULAR, David	95 (37.55%)	16 October 2027
EVRETT, David	30 (11.86%)	
Total Valid Votes	253	
Informal	4 (1.56%)	
Total Votes Received	257	

SHIRE OF HALLS CREEK**HALLS CREEK**

Candidate	Votes		Expiry of term
EDWARDS, Malcolm	Elected	Unopposed	16 October 2027
McKAY, Patricia	Elected	Unopposed	16 October 2027
Total Valid Votes	0		
Informal	0	(0.00%)	
Total Votes Received	0		

SHIRE OF MENZIES

MENZIES

Candidate	Votes	Expiry of term
BAIRD, Ian	30 (28.04%)	16 October 2027
TUCKER, Kristie-Lee	28 (26.17%)	16 October 2027
MADER, Keith	10 (9.35%)	
IRVING, Megan	2 (1.87%)	
SUDHIR, Sudhir	34 (31.78%)	16 October 2027
POOLE, Cheryl	1 (0.93%)	
HANSEN, Debbie	2 (1.87%)	
Total Valid Votes	107	
Informal	3 (2.73%)	
Total Votes Received	110	

SHIRE OF SERPENTINE-JARRAHDALE

PRESIDENT

Candidate	Votes	Expiry of term
COALES, Rob	2,182 (69.80%)	16 October 2027
RICH, Michelle	944 (30.20%)	
Total Valid Votes	3,126	
Informal	44 (1.39%)	
Total Votes Received	3,170	

NORTH WEST

Candidate	Votes	Expiry of term
STRANGE, Lauren	287 (36.65%)	
BISHOP, Nathan	350 (44.70%)	16 October 2027
SCOFIELD, Matthew	146 (18.65%)	
Total Valid Votes	783	
Informal	22 (2.73%)	
Total Votes Received	805	

SOUTH

Candidate	Votes	Expiry of term
JERRETT, Reece	1,017 (68.90%)	16 October 2027
SCOTT, Matthew	459 (31.10%)	
Total Valid Votes	1,476	
Informal	26 (1.73%)	
Total Votes Received	1,502	

Appendix 10

Referendum Results



On Saturday, 21 October 2023 the electors in the district voted on the following question:
Would you support the Shire of Collie proceeding with the construction of an indoor heated pool if:

- all capital costs of \$4.5 million to \$8 million could be externally funded; and
- the ongoing operational and renewal costs were met from Shire general revenue which would result in an additional increase in Shire rates of between 5% and 15%?

The results of the referendum were:

Final Votes	
Number of Yes votes	1,050
Number of No votes	1,297
Number of informal votes	15

Therefore, the result of the referendum is:

The majority of electors voted no to the question.

BILL COLLETT
RETURNING OFFICER
0457 304 939



WESTERN AUSTRALIAN
Electoral Commission

Appendix 11

Comparative Statistics for Postal Elections 2019, 2021 and 2023

Local Government	2019			2021			2023		
	Enrolment ¹	Voters Participation ²	Percentage Participation	Enrolment ¹	Voters Participation ²	Percentage Participation	Enrolment ¹	Voters Participation ²	Percentage Participation
City of Albany	27,098	9,821	36.2%	27,919	9,369	33.6%	29,107	11,719	40.30%
City of Armadale	54,154	14,587	26.9%	50,171	13,722	27.4%	62,263	19,775	31.80%
Shire of Ashburton	99	22	22.2%	2,148	644	30.0%	2,933	1,153	39.30%
Shire of Augusta-Margaret River	10,758	3,835	35.6%	11,740	4,589	39.1%	12,644	4,539	35.90%
Town of Bassendean	10,970	3,536	32.2%	11,387	3,834	33.7%	11,741	3,594	30.60%
City of Bayswater	32,543	9,430	29.0%	48,148	15,222	31.6%	49,146	16,810	34.20%
City of Belmont	24,755	7,065	28.5%	26,533	7,633	28.8%	27,390	8,456	30.90%
Shire of Beverley							1,415	675	47.70%
Shire of Boddington	1,170	638	54.5%	Elected Unopposed			Elected Unopposed		
Shire of Boyup Brook							1,313	644	49.0%
Shire of Bridgetown-Greenbushes	3,501	1,638	46.8%	3,675	1,583	43.1%	3,888	1,763	45.30%
Shire of Brookton	681	323	47.4%	681	368	54.0%	Elected Unopposed		
Shire of Broomehill-Tambellup	Elected Unopposed			Elected Unopposed			Elected Unopposed		
Shire of Bruce Rock	Not conducted by WAEC			671	405	60.4%	678	383	56.50%
City of Bunbury	22,750	6,653	29.2%	23,694	8,090	34.1%	24,568	6,604	26.90%
City of Busselton	27,970	8,718	31.2%	29,852	10,505	35.2%	31,619	11,578	36.60%
Town of Cambridge	Elected Unopposed			20,083	5,285	26.3%	In Person Voting method		
City of Canning	53,626	17,156	32.0%	55,976	18,022	32.2%	57,123	19,665	34.40%
Shire of Capel	11,542	3,996	34.6%	12,203	3,795	31.1%	12,951	3,471	26.80%
Shire of Carnarvon	3,210	1,498	46.7%	3,093	1,189	38.4%	3,362	1,517	45.10%
Shire of Chapman Valley	Elected Unopposed			Elected Unopposed			1,056	374	35.40%
Shire of Chittering	3,959	1,751	44.2%	4,159	1,477	35.5%	4,401	1,474	33.50%
Town of Claremont	5,073	1,794	35.4%	5,136	1,795	34.9%	8,147	2,264	27.80%
City of Cockburn	72,913	20,231	27.7%	78,587	23,729	30.2%	83,425	24,257	29.10%
Shire of Collie	6,268	2,173	34.7%	6,443	2,187	33.9%	6,749	2,612	38.70%
Shire of Coolgardie	1,723	592	34.4%	1,819	586	32.2%	1,912	610	31.90%
Shire of Coorow	Elected Unopposed			928	425	45.8%	947	468	49.40%

Local Government	2019			2021			2023		
	Enrolment ¹	Participation ²	Participation	Enrolment ¹	Participation ²	Participation	Enrolment ¹	Participation ²	Participation
Shire of Corrigin							Elected Unopposed		
Town of Cottesloe	4,457	2,071	46.5%	6,106	2,896	47.4%	6,218	2,199	35.40%
Shire of Cuballing							Elected Unopposed		
Shire of Cue	Elected Unopposed			169	99	58.6%	Elected Unopposed		
Shire of Dandaragan	2,509	1,132	45.1%	2,534	1,145	45.2%	2,620	1,091	41.60%
Shire of Dardanup	9,749	2,666	27.3%	10,149	2,842	28.0%	10,601	2,817	26.60%
Shire of Denmark	5,088	2,491	49.0%	3,993	1,800	45.1%	5,318	2,448	46.00%
Shire of Donnybrook-Balingup	4,368	1,561	35.7%	4,542	2,273	50.0%	4,741	2,031	42.80%
Shire of Dowerin	Elected Unopposed			475	272	57.3%	475	261	54.90%
Shire of Dumbleyung							Elected Unopposed		
Shire of Dundas	Not conducted by WAEC			329	158	48.0%	382	186	48.70%
Town of East Fremantle	2,784	893	32.1%	4,414	1,516	34.3%	5,872	1,770	30.10%
Shire of East Pilbara	2,498	546	21.9%	2,614	498	19.1%	In Person Voting method		
Shire of Esperance	9,437	4,681	49.6%	7,521	2,506	33.3%	9,813	3,826	39.00%
Shire of Exmouth	1,704	811	47.6%	1,696	757	44.6%	1,693	979	57.80%
City of Fremantle	23,298	8,813	37.8%	24,514	11,439	46.7%	25,178	9,137	36.30%
Shire of Gingin	4,323	1,759	40.7%	4,309	1,599	37.1%	4,595	2,323	50.60%
Shire of Gnowangerup	761	414	54.4%	765	345	45.1%	768	397	51.70%
Shire of Goomalling							Elected Unopposed		
City of Gosnells	71,762	16,284	22.7%	75,688	22,575	29.8%	79,207	25,495	32.20%
City of Greater Geraldton	26,413	9,600	36.3%	27,578	7,636	27.7%	28,963	9,674	33.40%
Shire of Harvey	18,676	4,792	25.7%	19,644	5,450	27.7%	20,952	5,972	28.50%
Shire of Irwin	2,686	1,408	52.4%	2,746	1,161	42.3%	Elected Unopposed		
Shire of Jerramungup	Elected Unopposed			Elected Unopposed			886	484	54.60%
City of Joondalup	111,887	26,594	23.8%	115,048	32,046	27.9%	117,762	32,604	27.70%
City of Kalamunda	40,312	11,246	27.9%	30,238	8,846	29.3%	42,495	12,834	30.20%
City of Kalgoorlie-Boulder	16,560	6,266	37.8%	16,849	5,018	29.8%	17,395	6,604	38.00%
City of Karratha	10,534	2,879	27.3%	11,286	2,843	25.2%	12,730	3,525	27.70%

Local Government	2019			2021			2023		
	Enrolment ¹	Participation ²	Participation	Enrolment ¹	Participation ²	Participation	Enrolment ¹	Participation ²	Participation
Shire of Katanning	2,465	1,137	46.1%	Elected Unopposed			Elected Unopposed		
Shire of Kellerberrin							Elected Unopposed		
Shire of Kent	Elected Unopposed			Elected Unopposed					
Shire of Kojonup							1,319	577	43.70%
Shire of Kondinin							565	356	63.00%
Shire of Koorda							Elected Unopposed		
Shire of Kulin							Elected Unopposed		
City of Kwinana	24,881	5,982	24.0%	27,248	7,643	28.0%	29,706	9,548	32.10%
Shire of Lake Grace	911	552	60.6%	Elected Unopposed			874	475	54.30%
City of Mandurah	62,329	17,449	28.0%	66,190	22,039	33.3%	70,328	22,885	32.50%
Shire of Manjimup	4,236	1,687	39.8%	4,988	2,482	49.8%	6,903	3,187	46.20%
City of Melville	71,095	27,073	38.1%	59,652	18,916	31.7%	74,550	24,741	33.20%
Shire of Menzies	In Person Voting method			In Person Voting method			In Person Voting method		
Shire of Merredin	2,141	950	44.4%	2,176	920	42.3%	2,238	875	39.10%
Shire of Moora	1,632	789	48.3%	1,659	758	45.7%	Elected Unopposed		
Shire of Morawa							Elected Unopposed		
Town of Mosman Park	3,091	1,125	36.4%	6,284	2,364	37.6%	6,487	2,240	34.50%
Shire of Mount Marshall	Elected Unopposed			Elected Unopposed			Elected Unopposed		
Shire of Mukinbudin							Elected Unopposed		
Shire of Mundaring	20,843	5,143	24.7%	20,537	5,881	28.6%	28,885	8,429	29.20%
Shire of Murchison							Elected Unopposed		
Shire of Murray	12,682	3,332	26.3%	13,284	3,453	26.0%	13,997	4,020	28.70%
Shire of Nannup							Elected Unopposed		
Shire of Narrogin	Elected Unopposed			3,243	1,452	44.8%	3,406	1,189	34.90%
City of Nedlands	15,407	5,332	34.6%	15,696	4,927	31.4%	15,873	5,518	34.80%
Shire of Ngaanyatjaraku							Elected Unopposed		
Shire of Northam	5,628	1,641	29.2%	1,176	466	39.6%	7,924	2,316	29.20%
Shire of Northampton							Elected Unopposed		
Shire of Nungarin							Elected Unopposed		
Shire of Peppermint Grove	1,153	430	37.3%	1,182	417	35.3%	Elected Unopposed		

Local Government	2019			2021			2023		
	Enrolment ¹	Participation ²	Participation	Enrolment ¹	Participation ²	Participation	Enrolment ¹	Participation ²	Participation
Shire of Perenjori				277	154	55.6%	Elected Unopposed		
City of Perth				16,326	4,741	29.0%	16,866	6,017	35.70%
Shire of Plantagenet	3,699	1,466	39.6%	3,777	1,520	40.2%	3,904	1,736	44.50%
Town of Port Hedland				8,708	2,363	27.1%	9,018	2,145	23.80%
Shire of Quairading							Elected Unopposed		
Shire of Ravensthorpe	1,098	597	54.4%	Elected Unopposed			1,202	740	61.60%
City of Rockingham	83,025	20,679	24.9%	88,031	26,500	30.1%	93,256	28,889	31.00%
Shire of Sandstone							Elected Unopposed		
Shire of Serpentine-Jarrahdale	18,781	4,950	26.4%	20,371	5,903	29.0%	In Person Voting method		
Shire of Shark Bay	525	292	55.6%	511	289	56.6%	Elected Unopposed		
City of South Perth	29,182	9,821	33.7%	22,554	6,653	29.5%	30,464	10,848	35.60%
City of Stirling	146,392	40,145	27.4%	151,927	41,675	27.4%	155,560	44,558	28.60%
City of Subiaco	12,074	4,678	38.7%	12,384	4,578	37.0%	Elected Unopposed		
City of Swan	90,616	23,205	25.6%	98,005	28,255	28.8%	105,881	32,990	31.20%
Shire of Three Springs	325	187	57.5%	Elected Unopposed			Elected Unopposed		
Shire of Toodyay	3,425	1,586	46.3%	Elected Unopposed			3,639	1,613	44.30%
Shire of Trayning							Elected Unopposed		
Shire of Upper Gascoyne	123	58	47.2%	106	47	44.3%	126	57	45.20%
Town of Victoria Park	22,600	6,464	28.6%	23,833	6,129	25.7%	24,291	7,161	29.50%
Shire of Victoria Plains	444	327	73.6%	164	113	68.9%	572	360	62.90%
City of Vincent	13,062	3,274	25.1%	25,865	6,787	26.2%	26,125	7,706	29.50%
Shire of Wandering							Elected Unopposed		
City of Wanneroo	124,018	29,089	23.5%	133,587	33,653	25.2%	141,426	37,976	26.90%

Local Government	2019			2021			2023		
	Enrolment ¹	Participation ²	Participation	Enrolment ¹	Participation ²	Participation	Enrolment ¹	Participation ²	Participation
Shire of Waroona	2,930	1,042	35.6%	Elected Unopposed			3,362	1,149	34.20%
Shire of West Arthur							Elected Unopposed		
Shire of Wickopin							Elected Unopposed		
Shire of Williams							712	360	50.60%
Shire of Wiluna	179	54	30.2%	151	73	48.3%	176	80	45.50%
Shire of Wongan-Ballidu	Elected Unopposed			949	544	57.3%	Elected Unopposed		
Shire of Woodanilling							303	182	60.10%
Shire of Wyalkatchem							381	235	61.70%
Shire of Wyndham-East Kimberley	3,356	1,047	31.2%	3,274	1,010	30.8%	3,712	975	26.30%
Shire of Yalgoo	Not conducted by WAEC			97	59	60.8%	Elected Unopposed		
Shire of Yilgarn	644	383	59.5%	Elected Unopposed			682	385	56.5%
Shire of York	2,739	1,189	43.4%	2,823	1,120	39.7%	2,989	1,315	44.0%

¹ Enrolment - Electors figures for contested elections.

² The voters participation consists of the number of returned voting packages.

Appendix 12

Electors and Voter Participation by Age Group

Summary of Electors and Voter Participation by Age Group

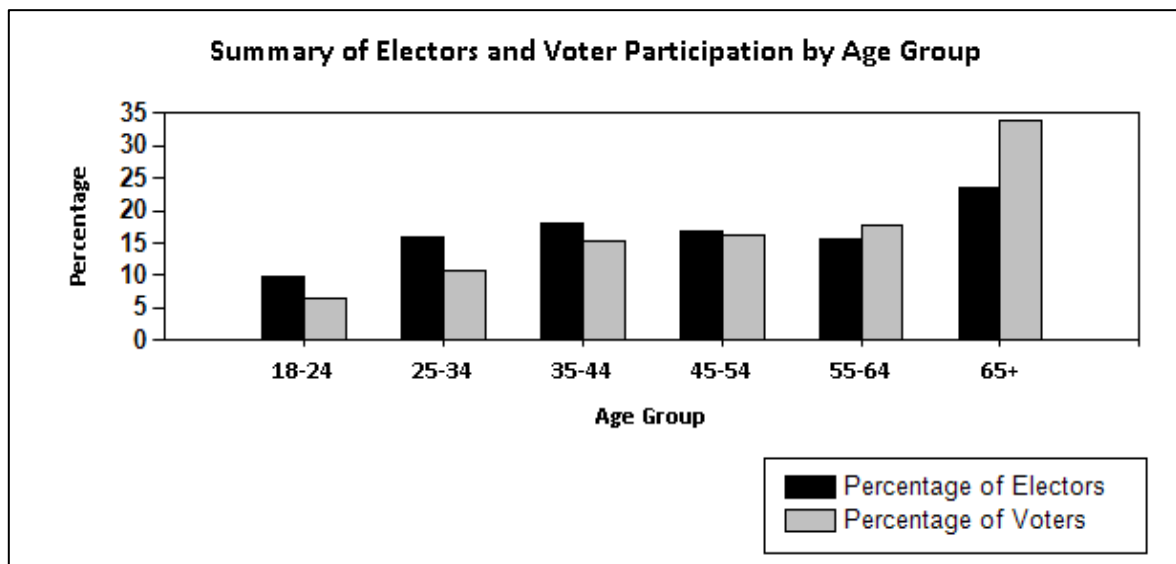
Age	Electors ¹		Voters ²	
18 - 24	173,809	9.7%	35,865	6.5%
25 - 34	285,040	16.0%	58,388	10.6%
35 - 44	323,051	18.1%	84,486	15.4%
45 - 54	302,110	16.9%	88,496	16.1%
55 - 64	280,529	15.7%	96,977	17.6%
65 +	420,234	23.5%	185,473	33.7%
No DOB ³	63	0.0%	33	0.0%
Not identified ⁴			6599	1.2%
All	1,784,836	100.0%	556,317	100.0%

¹ Elector figures for contested elections only.

² Voters - returned voting packages (accepted and rejected).

³ No DOB - Voters for whom a date of birth was not supplied.

⁴ Electors were unidentifiable because they returned a package with no elector certificate attached.



Appendix 13

Electors and Voter Participation by Age and Gender

Summary of Electors by Age Group and Gender¹

Age	Male		Female		Unknown		Total
18 - 24	86,951	9.9%	86,452	9.6%	406	35.3%	173,809
25 - 34	142,681	16.2%	141,999	15.7%	360	31.3%	285,040
35 - 44	161,629	18.4%	161,262	17.9%	160	13.9%	323,051
45 - 54	151,085	17.2%	150,936	16.7%	89	7.7%	302,110
55 - 64	138,793	15.8%	141,681	15.7%	55	4.8%	280,529
65 +	199,359	22.6%	220,803	24.4%	72	6.3%	420,234
No DOB ²	26	0.0%	30	0.0%	7	0.6%	63
All	880,524	100.0%	903,163	100.0%	1,149	100.0%	1,784,836

Summary of Voter Participation by Age Group and Gender

Age	Male		Female		Unknown		Total
18 - 24	17,540	6.7%	18,227	6.3%	98	28.0%	35,865
25 - 34	27,121	10.3%	31,166	10.9%	101	28.9%	58,388
35 - 44	40,060	15.3%	44,377	15.5%	49	14.0%	84,486
45 - 54	42,312	16.1%	46,145	16.1%	39	11.1%	88,496
55 - 64	46,367	17.7%	50,590	17.6%	20	5.7%	96,977
65 +	88,848	33.9%	96,588	33.6%	37	10.6%	185,473
No DOB ²	14	0.0%	13	0.0%	6	1.7%	33
Not identified							6599
All	262,262	100.0%	287,106	100.0%	350	100.0%	556,317

¹ Elector figures for contested elections only.

² No DOB - electors for whom a date of birth was not supplied.

³ Electors were unidentifiable because they returned a package with no elector certificate attached.

Enrolment and Voting Participation by Age Group (Metropolitan and Country)

Summary of Electors by Age Group and Location¹

Age	Metro ²		Country/Other ³		Total
18 - 24	138,409	10.2%	35,400	8.3%	173,809
25 - 34	223,749	16.5%	61,291	14.3%	285,040
35 - 44	253,023	18.7%	70,028	16.3%	323,051
45 - 54	229,818	16.9%	72,292	16.9%	302,110
55 - 64	206,056	15.2%	74,473	17.4%	280,529
65 +	305,425	22.5%	114,809	26.8%	420,234
No DOB ³	14	0.0%	49	0.0%	63
All	1,356,494	100.0%	428,342	100.0%	1,784,836

Summary of Voter Participation by Age Group and Location

Age	Metro ²		Country/Other ³		Total
18 - 24	28,918	7.2%	6,947	4.8%	35,865
25 - 34	45,334	11.2%	13,054	9.0%	58,388
35 - 44	66,068	16.3%	18,418	12.7%	84,486
45 - 54	65,918	16.3%	22,578	15.5%	88,496
55 - 64	68,175	16.9%	28,802	19.8%	96,977
65 +	129,927	32.1%	55,546	38.2%	185,473
No DOB ³	7	0.0%	26	0.0%	33
Not identified ⁴					6599
All	404,347	100.0%	145,371	100.0%	556,317

¹ Elector figures for contested elections only.

² Metro - electors with postal addresses in the Perth metropolitan area.

³ Country/Other - electors with postal addresses out of the Perth metropolitan area.

⁴ No DOB - electors for whom a date of birth was not supplied.

⁵ Electors were unidentifiable because they returned a package with no elector certificate attached.

Enrolment and Voting Participation by Age Group (Residents, Owners and Occupiers)

Summary of Electors by Age Group and Enrolment Category¹

Age	Metro ²		Owner/Occupiers		Total
18 - 24	173,774	9.8%	35	0.3%	173,809
25 - 34	284,867	16.1%	173	1.4%	285,040
35 - 44	322,423	18.2%	628	5.1%	323,051
45 - 54	300,728	17.0%	1,382	11.3%	302,110
55 - 64	278,089	15.7%	2,440	20.0%	280,529
65 +	412,756	23.3%	7,478	61.3%	420,234
No DOB ³	1	0.0%	62	0.5%	63
All	1,772,638	100.0%	12,198	100.0%	1,784,836

Summary of Voter Participation by Age Group and Enrolment Category

Age	Metro ²		Owner/Occupiers		Total
18 - 24	35,848	6.6%	17	0.3%	35,865
25 - 34	58,307	10.7%	81	1.4%	58,388
35 - 44	84,209	15.5%	277	4.6%	84,486
45 - 54	87,854	16.2%	642	10.7%	88,496
55 - 64	95,769	17.6%	1,208	20.1%	96,977
65 +	181,731	33.4%	3,742	62.4%	185,473
No DOB ³	0	0.0%	33	0.6%	33
Not identified ⁴					6599
All	543,718	100.0%	6,000	100.0%	556,317

¹ Elector figures for contested elections only.

² No DOB - electors for whom a date of birth was not supplied.

³ Electors were unidentifiable because they returned a package with no elector certificate attached.

Appendix 14

Late Mail

Local Government	Late Returns	Late Returns as % of Total Packages Sent
City of Albany	60	0.21%
City of Armadale	249	0.40%
Shire of Ashburton	17	0.58%
Shire of Augusta-Margaret River	58	0.46%
Town of Bassendean	41	0.35%
City of Bayswater	176	0.36%
City of Belmont	107	0.39%
Shire of Beverley	2	0.14%
Shire of Boddington*	Elected Unopposed	
Shire of Boyup Brook	0	0.00%
Shire of Bridgetown-Greenbushes	7	0.18%
Shire of Brookton*	Elected Unopposed	
Shire of Broomehill-Tambellup*	Elected Unopposed	
Shire of Bruce Rock	13	1.92%
City of Bunbury	42	0.17%
City of Busselton	70	0.22%
City of Canning	248	0.43%
Shire of Capel	15	0.12%
Shire of Carnarvon	15	0.45%
Shire of Chapman Valley	0	0.00%
Shire of Chittering	14	0.32%
Town of Claremont	13	0.16%
City of Cockburn	342	0.41%
Shire of Collie	12	0.18%
Shire of Coolgardie	4	0.21%
Shire of Coorow	3	0.32%
Shire of Corrigin*	Elected Unopposed	
Town of Cottesloe	35	0.56%
Shire of Cuballing*	Elected Unopposed	
Shire of Cue*	Elected Unopposed	
Shire of Dandaragan	15	0.57%
Shire of Dardanup	21	0.20%
Shire of Denmark	12	0.23%

Local Government	Late Returns	Late Returns as % of Total Packages Sent
Shire of Donnybrook-Balingup	13	0.27%
Shire of Dowerin	1	0.21%
Shire of Dumbleyung*	Elected Unopposed	
Shire of Dundas	0	0.00%
Town of East Fremantle	17	0.29%
Shire of Esperance	4	0.04%
Shire of Exmouth	2	0.12%
City of Fremantle	153	0.61%
Shire of Gingin	7	0.15%
Shire of Gnowangerup	0	0.00%
Shire of Goomalling*	Elected Unopposed	
City of Gosnells	466	0.59%
City of Greater Geraldton	6	0.02%
Shire of Harvey	40	0.19%
Shire of Irwin*	Elected Unopposed	
Shire of Jerramungup	0	0.00%
City of Joondalup	331	0.28%
City of Kalamunda	131	0.31%
City of Kalgoorlie-Boulder	53	0.30%
City of Karratha	38	0.30%
Shire of Katanning*	Elected Unopposed	
Shire of Kellerberrin*	Elected Unopposed	
Shire of Kojonup	3	0.23%
Shire of Kondinin	6	1.06%
Shire of Koorda*	Elected Unopposed	
Shire of Kulin*	Elected Unopposed	
City of Kwinana	92	0.31%
Shire of Lake Grace	5	0.57%
City of Mandurah	143	0.20%
Shire of Manjimup	21	0.30%
City of Melville	247	0.33%
Shire of Merredin	19	0.85%
Shire of Moora*	Elected Unopposed	
Shire of Morawa*	Elected Unopposed	
Town of Mosman Park	32	0.49%
Shire of Mount Marshall*	Elected Unopposed	

Local Government	Late Returns	Late Returns as % of Total Packages Sent
Shire of Mukinbudin*	Elected Unopposed	
Shire of Mundaring	76	0.26%
Shire of Murchison*	Elected Unopposed	
Shire of Murray	21	0.15%
Shire of Nannup*	Elected Unopposed	
Shire of Narrogin	8	0.23%
City of Nedlands	63	0.40%
Shire of Ngaanyatjaraku*	Elected Unopposed	
Shire of Northam	23	0.29%
Shire of Northampton*	Elected Unopposed	
Shire of Nungarin*	Elected Unopposed	
Shire of Peppermint Grove*	Elected Unopposed	
Shire of Perenjori*	Elected Unopposed	
City of Perth	69	0.41%
Shire of Plantagenet	15	0.38%
Town of Port Hedland	31	0.34%
Shire of Quairading*	Elected Unopposed	
Shire of Ravensthorpe	4	0.33%
City of Rockingham	268	0.29%
Shire of Sandstone*	Elected Unopposed	
Shire of Shark Bay*	Elected Unopposed	
City of South Perth	100	0.33%
City of Stirling	664	0.43%
City of Subiaco*	Elected Unopposed	
City of Swan	527	0.50%
Shire of Three Springs*	Elected Unopposed	
Shire of Toodyay	7	0.19%
Shire of Trayning*	Elected Unopposed	
Shire of Upper Gascoyne	0	0.00%
Town of Victoria Park	77	0.32%
Shire of Victoria Plains	1	0.17%
City of Vincent	88	0.34%
Shire of Wandering*	Elected Unopposed	
City of Wanneroo	538	0.38%
Shire of Waroona	1	0.03%
Shire of West Arthur*	Elected Unopposed	

Local Government	Late Returns	Late Returns as % of Total Packages Sent
Shire of Wickepin*	Elected Unopposed	
Shire of Williams	1	0.14%
Shire of Wiluna	1	0.57%
Shire of Wongan-Ballidu*	Elected Unopposed	
Shire of Woodanilling	2	0.66%
Shire of Wyalkatchem	0	0.00%
Shire of Wyndham-East Kimberley	8	0.22%
Shire of Yalgoo*	Elected Unopposed	
Shire of Yilgarn	7	1.03%
Shire of York	6	0.20%
Total	6,027	0.35%

Appendix 15

Unclaimed Mail

Local Government	Unclaimed	Unclaimed mail as % of total packages Sent
City of Albany	697	2.4%
City of Armadale	979	1.6%
Shire of Ashburton	219	7.5%
Shire of Augusta-Margaret River	784	6.2%
Town of Bassendean	226	1.9%
City of Bayswater	901	1.8%
City of Belmont	606	2.2%
Shire of Beverley	64	4.5%
Shire of Boddington*	Elected Unopposed	
Shire of Boyup Brook	43	3.3%
Shire of Bridgetown-Greenbushes	110	2.8%
Shire of Brookton*	Elected Unopposed	
Shire of Broomehill-Tambellup*	Elected Unopposed	
Shire of Bruce Rock	32	4.7%
City of Bunbury	539	2.2%
City of Busselton	876	2.8%
City of Canning	874	1.5%
Shire of Capel	268	2.1%
Shire of Carnarvon	262	7.8%
Shire of Chapman Valley	68	6.4%
Shire of Chittering	146	3.3%
Town of Claremont	202	2.5%
City of Cockburn	1,419	1.7%
Shire of Collie	138	2.0%
Shire of Coolgardie	107	5.6%
Shire of Coorow	46	4.9%
Shire of Corrigin*	Elected Unopposed	
Town of Cottesloe	121	1.9%
Shire of Cuballing*	Elected Unopposed	
Shire of Cue*	Elected Unopposed	
Shire of Dandaragan	104	4.0%
Shire of Dardanup	204	1.9%
Shire of Denmark	158	3.0%

Local Government	Unclaimed	Unclaimed mail as % of total packages Sent
Shire of Donnybrook-Balingup	112	2.4%
Shire of Dowerin	13	2.7%
Shire of Dumbleyung*	Elected Unopposed	
Shire of Dundas	32	8.4%
Town of East Fremantle	114	1.9%
Shire of Esperance	349	3.6%
Shire of Exmouth	92	5.4%
City of Fremantle	770	3.1%
Shire of Gingin	103	2.2%
Shire of Gnowangerup	36	4.7%
Shire of Goomalling*	Elected Unopposed	
City of Gosnells	1,182	1.5%
City of Greater Geraldton	913	3.2%
Shire of Harvey	414	2.0%
Shire of Irwin*	Elected Unopposed	
Shire of Jerramungup	52	5.9%
City of Joondalup	1,580	1.3%
City of Kalamunda	544	1.3%
City of Kalgoorlie-Boulder	580	3.3%
City of Karratha	458	3.6%
Shire of Katanning*	Elected Unopposed	
Shire of Kellerberrin*	Elected Unopposed	
Shire of Kojonup	40	3.0%
Shire of Kondinin	15	2.7%
Shire of Koorda*	Elected Unopposed	
Shire of Kulin*	Elected Unopposed	
City of Kwinana	555	1.9%
Shire of Lake Grace	23	2.6%
City of Mandurah	1,612	2.3%
Shire of Manjimup	387	5.6%
City of Melville	1,380	1.9%
Shire of Merredin	69	3.1%
Shire of Moora*	Elected Unopposed	
Shire of Morawa*	Elected Unopposed	
Town of Mosman Park	106	1.6%
Shire of Mount Marshall*	Elected Unopposed	
Shire of Mukinbudin*	Elected Unopposed	

Local Government	Unclaimed	Unclaimed mail as % of total packages Sent
Shire of Mundaring	504	1.7%
Shire of Murchison*	Elected Unopposed	
Shire of Murray	348	2.5%
Shire of Nannup*	Elected Unopposed	
Shire of Narrogin	125	3.7%
City of Nedlands	360	2.3%
Shire of Ngaanyatjaraku*	Elected Unopposed	
Shire of Northam	293	3.7%
Shire of Northampton*	Elected Unopposed	
Shire of Nungarin*	Elected Unopposed	
Shire of Peppermint Grove*	Elected Unopposed	
Shire of Perenjori*	Elected Unopposed	
City of Perth	1,079	6.4%
Shire of Plantagenet	183	4.7%
Town of Port Hedland	422	4.7%
Shire of Quairading*	Elected Unopposed	
Shire of Ravensthorpe	54	4.5%
City of Rockingham	1,882	2.0%
Shire of Sandstone*	Elected Unopposed	
Shire of Shark Bay*	Elected Unopposed	
City of South Perth	643	2.1%
City of Stirling	3,091	2.0%
City of Subiaco*	Elected Unopposed	
City of Swan	1,757	1.7%
Shire of Three Springs*	Elected Unopposed	
Shire of Toodyay	99	2.7%
Shire of Trayning*	Elected Unopposed	
Shire of Upper Gascoyne	6	4.8%
Town of Victoria Park	654	2.7%
Shire of Victoria Plains	25	4.4%
City of Vincent	745	2.9%
Shire of Wandering*	Elected Unopposed	
City of Wanneroo	1,687	1.2%
Shire of Waroona	95	2.8%
Shire of West Arthur*	Elected Unopposed	
Shire of Wickepin*	Elected Unopposed	
Shire of Williams	11	1.5%

Local Government	Unclaimed	Unclaimed mail as % of total packages Sent
Shire of Wiluna	4	2.3%
Shire of Wongan-Ballidu*	Elected Unopposed	
Shire of Woodanilling	6	2.0%
Shire of Wyalkatchem	6	1.6%
Shire of Wyndham-East Kimberley	235	6.3%
Shire of Yalgoo*	Elected Unopposed	
Shire of Yilgarn	21	3.1%
Shire of York	149	5.0%
Total	36,208	2.1%

Produced and published by
Western Australian Electoral Commission
Level 2, 66 St Georges Terrace
Perth WA 6000
GPO Box F316 Perth WA 6841
PHONE 13 63 06 or
(08) 9214 0400 (for interstate callers)
EMAIL waec@waec.wa.gov.au
WEBSITE www.elections.wa.gov.au

Translating & Interpreting Service (TIS)
13 14 50 and the ask for (08) 9214 0400

National Relay Service (NRS)
Speak & Listen number 1300 555 727
SMS Relay number 0423 677 767

© 2023 Western Australian Electoral
Commission. All rights reserved. This material
may be reproduced in whole or in part provided
the source is acknowledged